

# Family and Friends 1

Workbook



Naomi Simmons

OXFORD

**OXFORD**

UNIVERSITY PRESS

Great Clarendon Street, Oxford OX2 6DP

Oxford University Press is a department of the University of Oxford.  
It furthers the University's objective of excellence in research, scholarship,  
and education by publishing worldwide in

Oxford New York

Auckland Cape Town Dar es Salaam Hong Kong Karachi

Kuala Lumpur Madrid Melbourne Mexico City Nairobi

New Delhi Shanghai Taipei Toronto

With offices in

Argentina Austria Brazil Chile Czech Republic France Greece

Guatemala Hungary Italy Japan Poland Portugal Singapore

South Korea Switzerland Thailand Turkey Ukraine Vietnam

OXFORD and OXFORD ENGLISH are registered trade marks of  
Oxford University Press in the UK and in certain other countries

© Oxford University Press 2008

The moral rights of the author have been asserted

Database right Oxford University Press (maker)

First published 2008

2015

20 19 18 17 16

**No unauthorized photocopying**

All rights reserved. No part of this publication may be reproduced,  
stored in a retrieval system, or transmitted, in any form or by any means,  
without the prior permission in writing of Oxford University Press,  
or as expressly permitted by law, or under terms agreed with the appropriate  
reprographics rights organization. Enquiries concerning reproduction  
outside the scope of the above should be sent to the ELT Rights Department,  
Oxford University Press, at the address above

You must not circulate this book in any other binding or cover  
and you must impose this same condition on any acquirer

Any websites referred to in this publication are in the public domain and  
their addresses are provided by Oxford University Press for information only.  
Oxford University Press disclaims any responsibility for the content

ISBN: 978 0 19 481201 6

Printed in China

**ACKNOWLEDGEMENTS**

*Cover illustration by:* Tomek Giovanis and Christos Skaltsas.

*Main character illustrations by:* Tomek Giovanis and Christos Skaltsas pp Title  
page, 4, 5, 15, 35, 40, 41, 46 (Dad), 47 (Aunt), 48, 51, 55, 81.

*Other illustrations by:* Chris Embleton/Advocate pp 6, 7, 8, 9, 10, 12, 13, 14, 16,  
20, 22, 26, 27, 28, 30, 34, 35, 36, 42, 46, 47, 48, 50, 54, 56, 60, 62, 65, 66, 70,  
74, 76, 80, 82, 86, 87, 88, 90, 94, 96, 100, 102, 106, 107, 108, 109, 110, 111,  
112, 113, 114, 115; Simon Clare Creative Workshop Ltd pp 11, 17, 23, 27, 31,  
37, 43, 47, 57, 63, 67, 71, 75, 77, 83, 87, 91, 97, 103, 107; Kathy Baxendale pp  
18, 19, 58, 72, 92; Dusan Pavlic/Beehive Illustration pp 21, 24, 29, 32, 49, 61,  
69, 75, 78, 81, 89, 95, 101; Andrew Hamilton pp (icons at the top of the page)  
26, 27, 46, 47, 57, 66, 67, 75, 86, 87, 106, 107; Lisa Smith/Sylvie Poggio pp 38,  
52, 98; Amanda Enright/Advocate pp 44, 65, 104, 105.

*Commissioned Photography by:* Chris King pp 12, 64, 84.

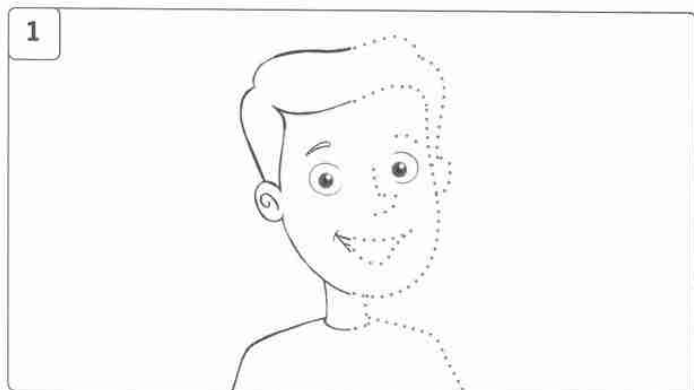
*The publisher would like to thank the following for their kind permission to reproduce  
photographs:* Fotolia pp 64 (banana/Rufar), 84 (fried eggs/JJAVA); Getty Images  
p 58 (young boy/Ryan McVay/Lifesize); Hemera pp 64 (orange), 84 (apple);  
iStockphoto pp 64 (biscuit/Robert Redelowski), 84 (glass/Susan Trigg), 84 (rice/  
Linda & Colin McKie), 84 (carrots/Olga Shelego); OUP pp 84 (fish/Mark Mason)  
84 (ice-cream/Photodisc); Photolibrary p 84 (family dinner/Monkey Business  
Images Ltd).

# Contents


<b>Starter</b>	Hello!	4
<b>Unit 1</b>	What's this?	8
	About me: writing about my school things	13
<b>Unit 2</b>	Playtime!	14
	About me: writing about my favourite toys	19
<b>Unit 3</b>	This is my nose!	20
	About me: writing about my body	25
	Review 1	26
<b>Unit 4</b>	He's a hero!	28
	About me: writing about my family	33
<b>Unit 5</b>	Where's the ball?	34
	About me: writing about the park	39
<b>Unit 6</b>	Billy's teddy!	40
	About me: writing about my family's things	45
	Review 2	46
<b>Unit 7</b>	Are these his trousers?	48
	About me: writing about my favourite clothes	53
<b>Unit 8</b>	Where's Grandma?	54
	About me: writing about my home	59
<b>Unit 9</b>	Lunchtime!	60
	About me: writing about my lunch box	65
	Review 3	66
<b>Unit 10</b>	A new friend!	68
	About me: writing about my friend	73
<b>Unit 11</b>	I like monkeys!	74
	About me: writing about animals I like	79
<b>Unit 12</b>	Dinnertime!	80
	About me: writing about food I like	85
	Review 4	86
<b>Unit 13</b>	Tidy up!	88
	About me: writing about my bedroom	93
<b>Unit 14</b>	Action Boy can run!	94
	About me: writing about what I can do	99
<b>Unit 15</b>	Let's play ball!	100
	About me: writing about the beach	105
	Review 5	106
	Picture dictionary	108
	Handwriting	116

## Lesson One


### 1 Trace and circle.



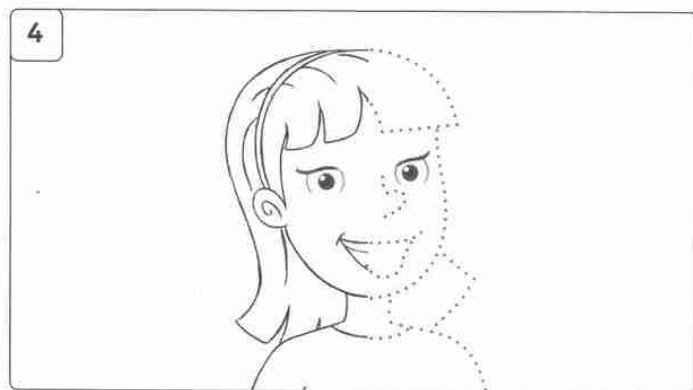
My name's **Tim** / Billy.



My name's **Rosy** / Billy.




My name's **Miss Jones** / Tim.



My name's **Miss Jones** / Rosy.

### 2 Draw yourself and write.




What's your name?

My name's \_\_\_\_\_.

1 Write.

name you I'm Bye Hello Tim



2 Match.



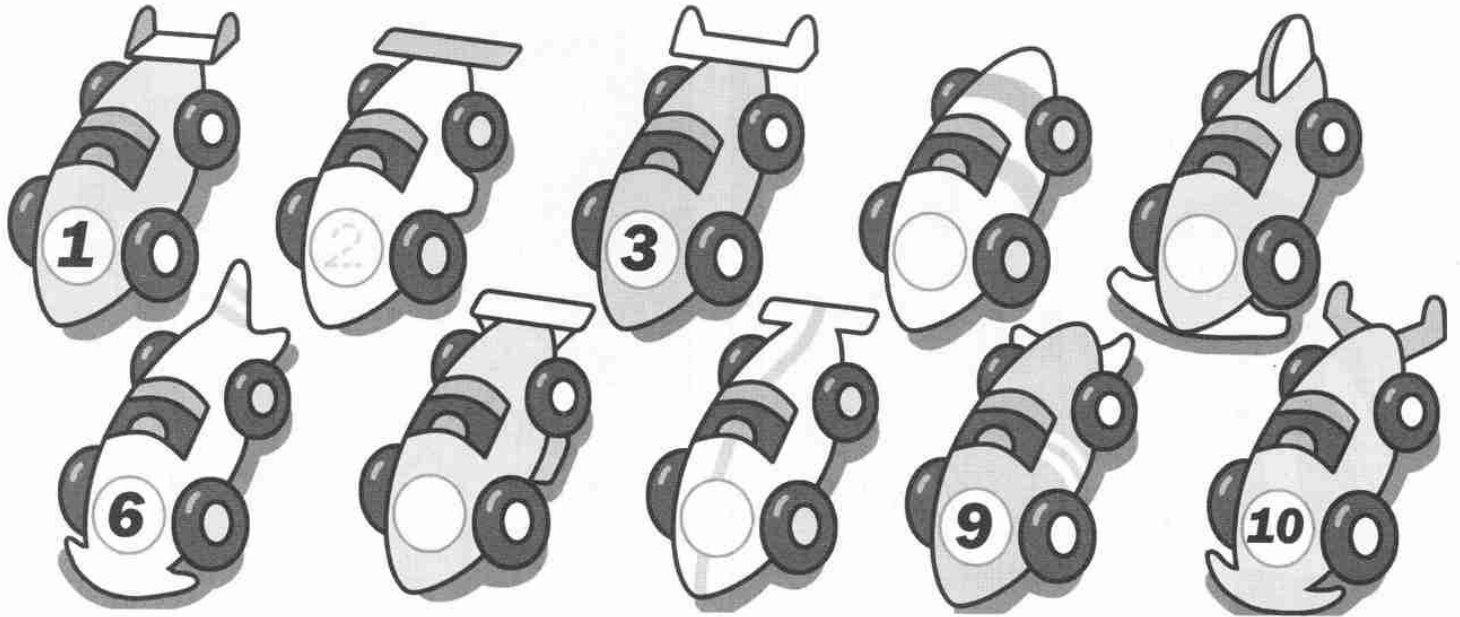
- 1 Hello.  b
- 2 How are you?
- 3 What's your name?
- 4 Goodbye.

- a Bye.
- b Hello.
- c I'm fine.
- d My name's Tim.

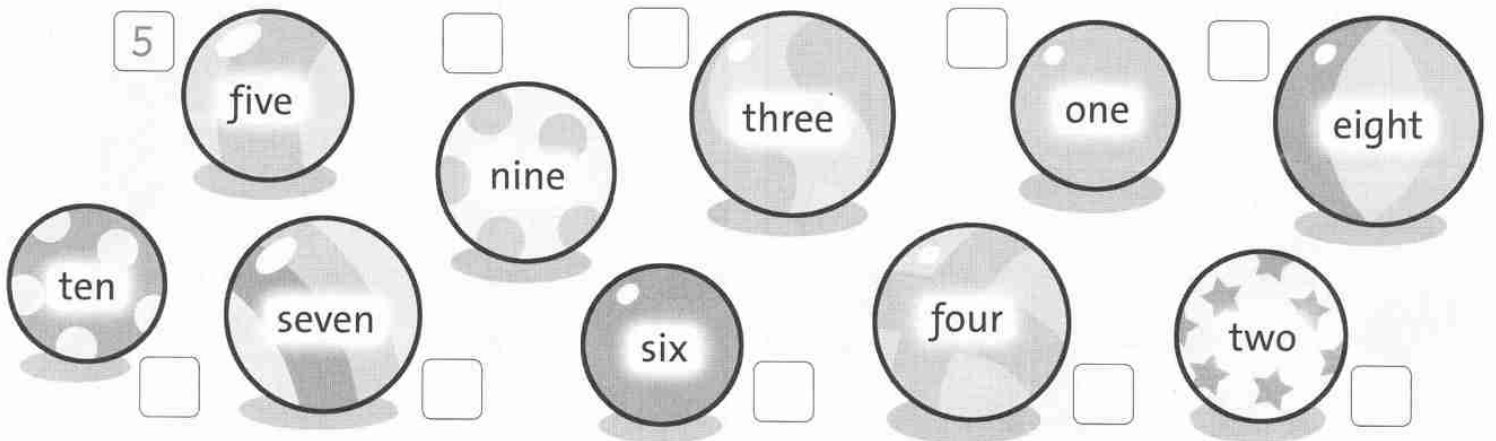


# Lesson Three


1 Write. Then point and say.



2 Write the numbers.




3 Write.

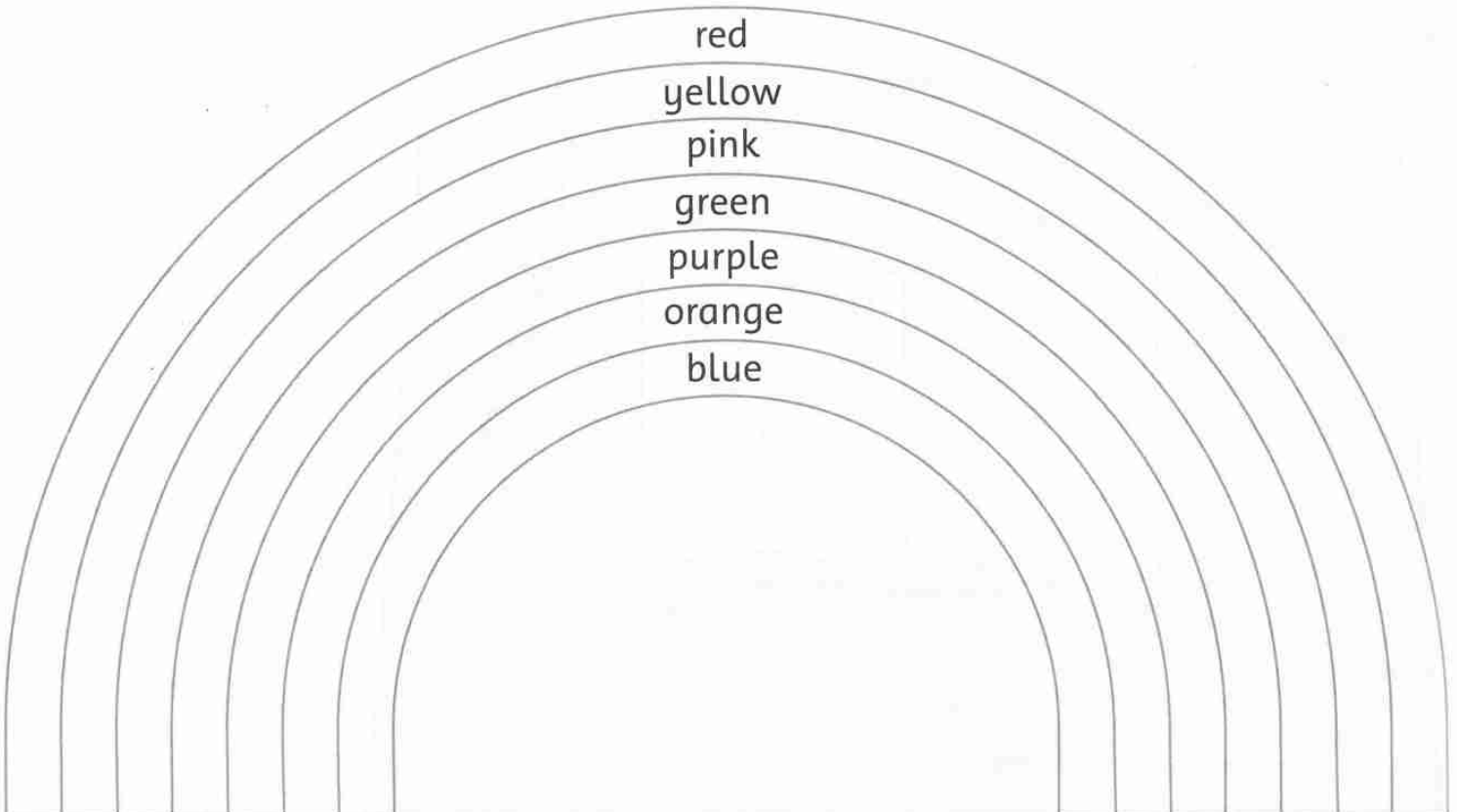


1 Write.

S W M T F ~~S~~ T



2 Read and colour.




# 1

# What's this?

## Lesson One Words


1 Circle the correct word.

1




book / pencil

2



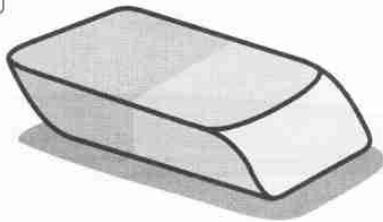
book / ruler

3



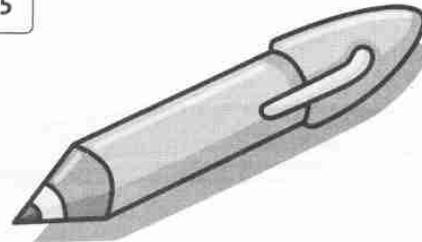
ruler / rubber

4




rubber / pen

5



book / pen

2 Write.



1 ruler

2 p \_\_\_\_\_

3 b \_\_\_\_\_

4 r \_\_\_\_\_

5 p \_\_\_\_\_



1 Order the words. Match.

1 pen. It's a

It's a pen. b

2 It's ruler. a

\_\_\_\_\_ .

3 pencil. a It's

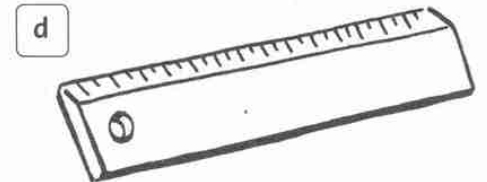
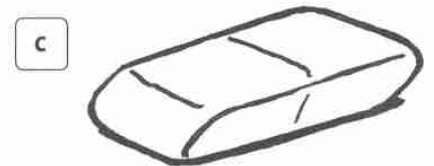
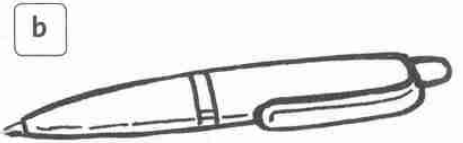
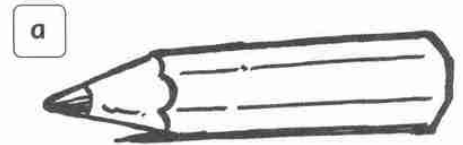
\_\_\_\_\_ .

4 book. It's a


\_\_\_\_\_ .

5 a rubber. It's

\_\_\_\_\_ .

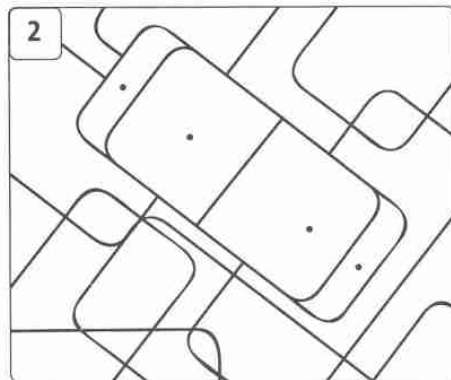


2 Colour and write.



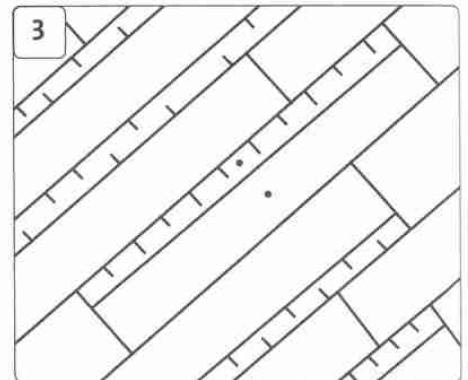
What's this?

It's a pencil .



What's \_\_\_\_\_ ?

It's \_\_\_\_\_ .



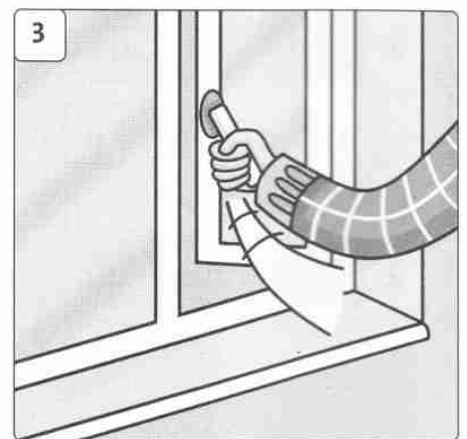
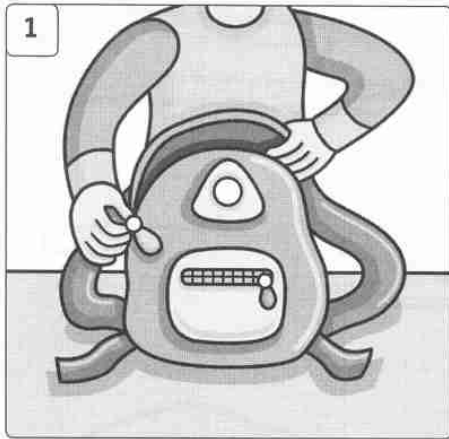
What's \_\_\_\_\_ ?

It's \_\_\_\_\_ .

# Lesson Three Words

## 1 Write.

door window bag



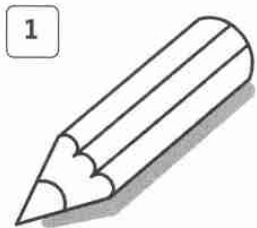
Open the bag.

Close the \_\_\_\_\_.


Open the \_\_\_\_\_.

## 2 Look and write.

door window pen bag pencil book ruler



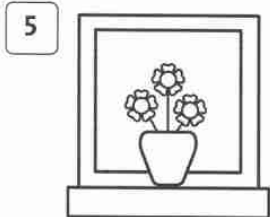
1 p e n c i l



2 o

3 o

4 l



t

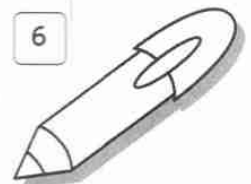

h

5 i


6 n

7 g

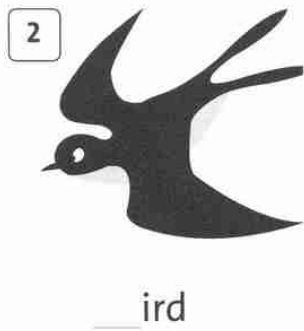

s



1 Trace the correct sound.



2 Write.



3 Read and write the letters a, b, c and d.



The c at likes irds.  
 The og likes pples.  
 Here's the at with the ird.  
 Here's the og with the pple.



4 Match.

<b>A</b>	<b>B</b>	<b>C</b>	<b>D</b>
<b>c</b>	<b>a</b>	<b>d</b>	<b>b</b>

A line connects the letter 'A' to the letter 'a'.

## Reading

## 1 Circle the correct word and write.

1

My name's Emma.Sally Sue Emma


2



This is my school \_\_\_\_\_.

book ruler bag

3



It's a \_\_\_\_\_.

pen rubber bag

4



And this is a blue \_\_\_\_\_.

book ruler pencil

5



And a red \_\_\_\_\_.

pen pencil rubber

## 2 Read and colour.

This is my pencil case.

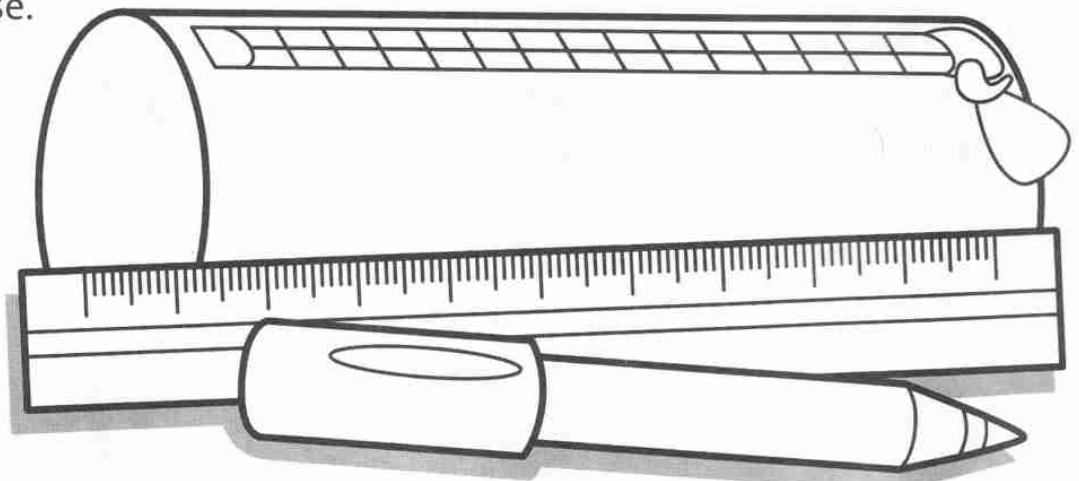
It's green.

This is my pen.

It's red.

This is my ruler.

It's yellow.



## Writing

## 1 Count the words and write.

- |                          |       |                      |       |
|--------------------------|-------|----------------------|-------|
| 1 Open your book.        | 3     | 2 It's blue.         | _____ |
| 3 Look at this.          | _____ | 4 This is Emma.      | _____ |
| 5 This is my school bag. | _____ | 6 Look at the train. | _____ |

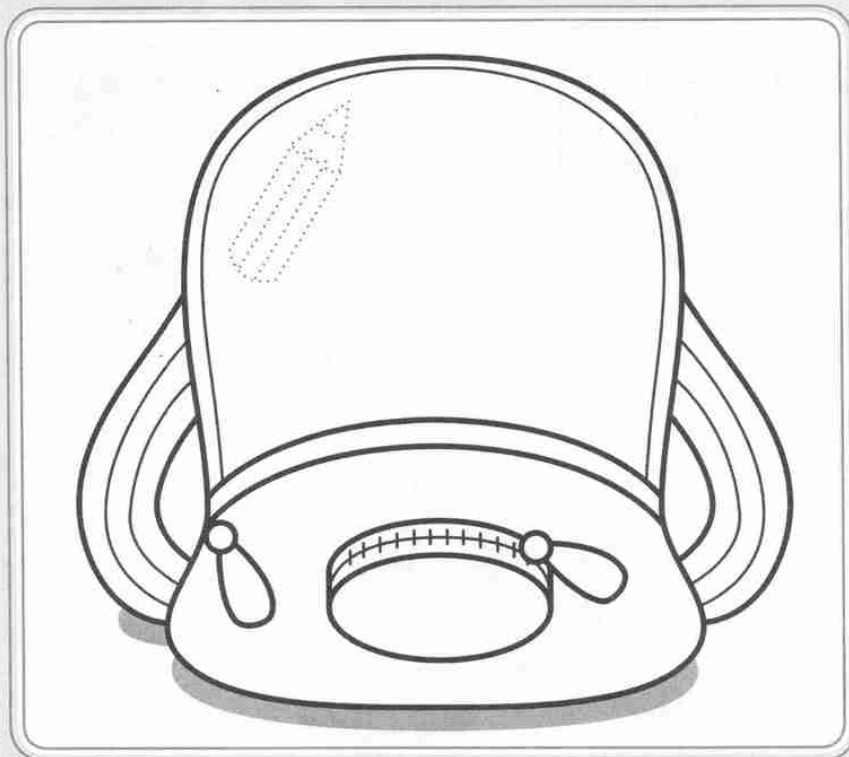
## About me!

## 2 Look at your school things. Write the colours.

red	yellow	blue	green	pink	purple	orange
pen _____	pencil _____	rubber _____				
bag _____	ruler _____	book _____				

## 3 Draw, colour and write about three of your school things.

*This is a pencil. It's blue.*



This is a \_\_\_\_\_.

It's \_\_\_\_\_.

This is a \_\_\_\_\_.


It's \_\_\_\_\_.

This is a \_\_\_\_\_.

It's \_\_\_\_\_.

## Lesson One Words


## 1 Number the picture.



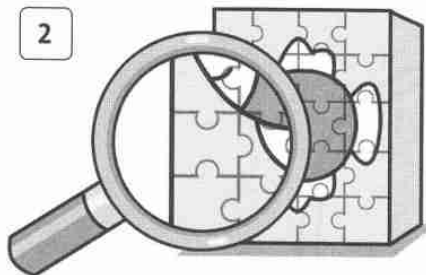
## 2 Look at the picture above. Read and colour.

The ball is green. The teddy is orange. The car is red.

## 3 Write.



It's a ball.



It's a \_\_\_\_\_.



It's a \_\_\_\_\_.




It's a \_\_\_\_\_.



It's a \_\_\_\_\_.




1 Look at the pictures and match. Then write.



This is my puzzle.



This is \_\_\_\_\_ ball.



This \_\_\_\_\_ doll.




\_\_\_\_\_ teddy.

2 Write.


Yes, it is. No, it isn't.



1 Is it a doll?  
Yes, it is.



2 Is it a teddy?  
\_\_\_\_\_.



3 Is it a puzzle?  
\_\_\_\_\_.




4 Is it a ball?  
\_\_\_\_\_.


# Lesson Three Words

## 1 Trace and write.

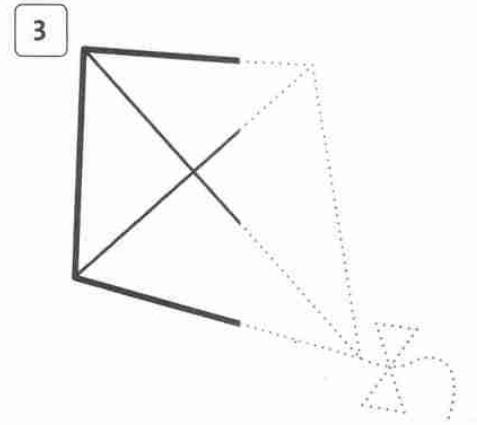
train    bike    kite



This is my bike.

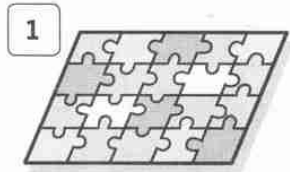


This is my \_\_\_\_\_.



This is my \_\_\_\_\_.

## 2 Find and circle the words. Then write.



puzzle



b



b




t

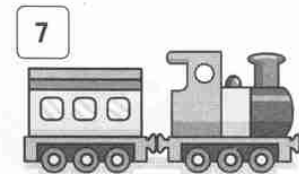
t	e	d	d	y	p
★	k	c	a	r	u
b	i	k	e	★	z
a	t	★	★	★	z
l	e	★	★	★	l
l	d	o	l	l	e
t	r	a	i	n	★



d



k















t



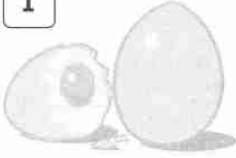


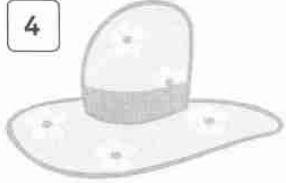
c



1 Say the sound. Say the words. Colour the correct picture.

<b>e</b>				<b>f</b>			
<b>g</b>				<b>h</b>			

2 Write.

<b>1</b>		<b>2</b>		<b>3</b>		<b>4</b>	
	<u>  </u> egg		<u>  </u> ig		<u>  </u> oat		<u>  </u> at

3 Read and write the letters *e*, *f*, *g* and *h*.



There's an    egg with a blue    at.  
 Look, the    oat's got a    ig.  
 The    oat likes    igs.



4 Match.

<b>E</b>	<b>F</b>	<b>G</b>	<b>H</b>
<b>g</b>	<b>h</b>	<b>e</b>	<b>f</b>

*(A curved line connects the 'E' in the top row to the 'e' in the bottom row.)*

Reading

1 Read again and write T (true) or F (false).


## My Favourite ...

What's my favourite toy,  
My favourite one of all?  
Is it my train? Is it my car?  
No, it's my yellow ball.


What's my favourite colour?  
You may like it too.  
Is it green? Is it red?  
No, it's the colour blue.

What's my favourite animal?  
It's furry and it's fat.  
Is it a dog? Is it a goat?  
No, it's a lovely cat.

Tom, age 7



- 1 My favourite toy is a car. F
- 2 My favourite toy is a ball. \_\_\_\_\_
- 3 My ball is green. \_\_\_\_\_
- 4 My ball is yellow. \_\_\_\_\_
- 5 My favourite colour is blue. \_\_\_\_\_
- 6 My favourite colour is red. \_\_\_\_\_
- 7 My favourite animal is a dog. \_\_\_\_\_
- 8 My favourite animal is a cat. \_\_\_\_\_



2 Write the words in the correct box.

train green red goat ball dog car cat blue

toys

train \_\_\_\_\_

\_\_\_\_\_

\_\_\_\_\_

colours

\_\_\_\_\_

\_\_\_\_\_

\_\_\_\_\_

animals

\_\_\_\_\_

\_\_\_\_\_

\_\_\_\_\_

Writing

1 Circle the words. Write the sentences and match.

1 This is my bike.

This is my bike.

b

2 Open the door.


\_\_\_\_\_ .

3 This is my red ball.

\_\_\_\_\_ .

4 Close the window.

\_\_\_\_\_ .




About me!

2 Circle your toys. Underline your favourite toy.

bike car train doll teddy puzzle kite ball

3 Draw and write about your toys.



This is my \_\_\_\_\_ .

This is \_\_\_\_\_ .


This \_\_\_\_\_ .

This \_\_\_\_\_ .

My favourite toy is a \_\_\_\_\_ .

## Lesson One Words

### 1 Number the picture.



- 1 leg
- 2 face
- 3 ear
- 4 nose
- 5 arm

### 2 What's next? Look, draw and write.


ears   legs   arms   face



arms



\_\_\_\_\_



\_\_\_\_\_



\_\_\_\_\_

1 Count and circle. Then write.

one      two




arm / arms


two arms



leg / legs



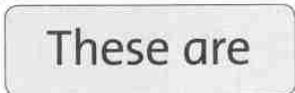
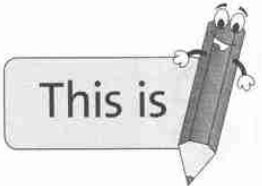


nose / noses



ear / ears


2 Look at the pictures and match. Then write.



## Lesson Three Words

### 1 Read and trace.

1



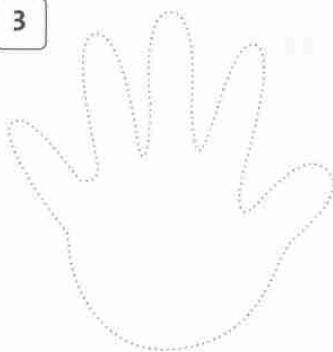
Trace three fingers.

2




Trace five fingers.

3



Trace one finger.

### 2 Read and colour.



Colour the legs yellow.

Colour the eyes blue.

Colour the nose green.

Colour the ears red.

Colour the face pink.

Colour the hands orange.

### 3 Look at the picture again and write.

1 The eyes are blue.

3 The \_\_\_\_\_ is green.

5 The \_\_\_\_\_ are yellow.

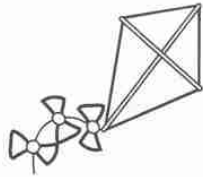
2 The \_\_\_\_\_ are red.

4 The \_\_\_\_\_ are orange.

6 The \_\_\_\_\_ is pink.

1 Match.

I J K L  
k i l j



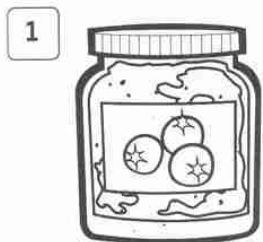
2 Read and write the letters *i, j, k* and *l*.




The lion's got some   am.  
The   ion's got some   nk.  
Look! Here is a   ite.  
Oops! The   ion is a mess.



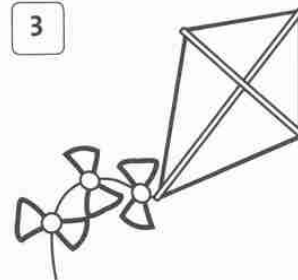
3 Write.



  j   am



  ird




  ite




  ig



  ion



  nk



  pple


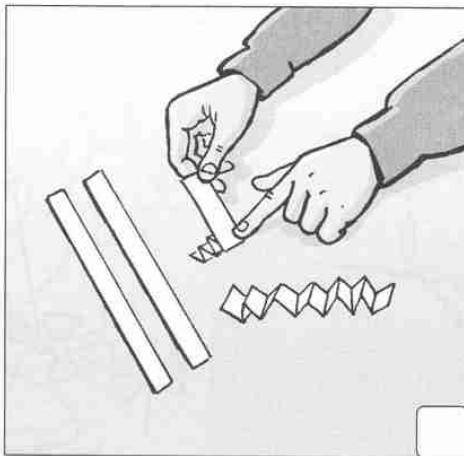
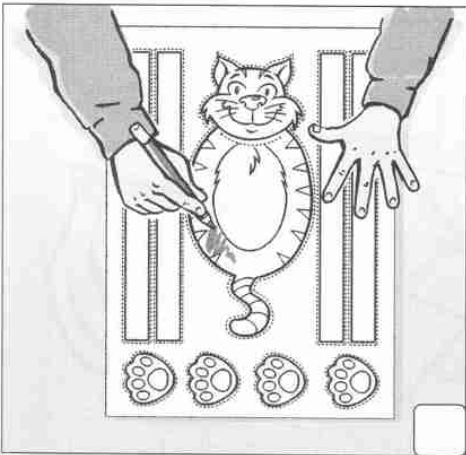

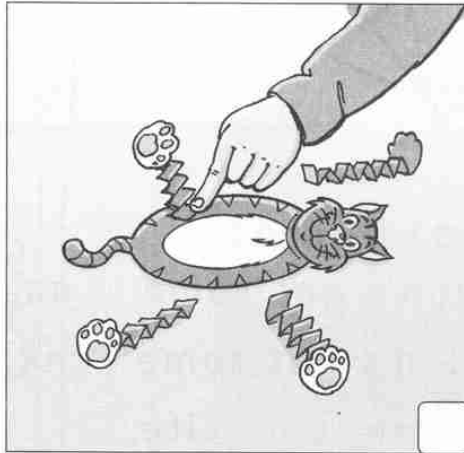


  at

## Reading

## 1 Read and number the pictures.

- 1 This is my paper cat.
- 2 Colour the face and body. Colour the legs and paws.
- 3 Now cut out the body. And cut the face.
- 4 Cut out the four legs. Fold the legs.
- 5 Cut out the paws. Stick the paws on the legs.
- 6 Stick the legs on the body.



## 2 Read again and circle.

- 1 This is my paper **pen** / **cat**.
- 2 Colour the **face** / **hat**.
- 3 Cut out the **four** / **six** legs.
- 4 Stick the **legs** / **fingers** on the body.



## Writing

## 1 Underline the sentences. Count and write.

- 1 Cut out the four legs. Fold the legs. 2
- 2 This is my nose. \_\_\_\_\_
- 3 This is my pen. This is my pencil. And this is my ruler. \_\_\_\_\_
- 4 It's a rubber. It's my red rubber. \_\_\_\_\_
- 5 It's orange. The nose is pink. The eyes are green. It's a tiger! \_\_\_\_\_

## About me!

## 2 Match.

eyes ears nose legs arms face hands fingers

This is my

These are my

## 3 Draw and write about your body.

My name's \_\_\_\_\_.

This is my \_\_\_\_\_.

This \_\_\_\_\_.


These are my \_\_\_\_\_.

These are \_\_\_\_\_.

These \_\_\_\_\_.


\_\_\_\_\_.

\_\_\_\_\_.



1 Read and colour.

- Colour the rubber red.
- Colour the book blue.
- Colour the bag yellow.
- Colour the ruler orange.
- Colour the pen green.
- Colour the pencil purple.



2 Look at the picture again and write.

- 1 How many boys? 2 boys
- 2 How many girls? \_\_\_\_\_
- 3 How many windows? \_\_\_\_\_
- 4 How many doors? \_\_\_\_\_

3 Write the words in the correct box.

eyes   pen   ball   legs   teddy   ruler   hands  
 book   ~~train~~   puzzle   face   pencil

toys

train

---



---



---

school

---



---



---

body

---



---



---

4 Order the words.

1 this? What's

What's this ?

2 old you? How are

\_\_\_\_\_ ?

3 It's ball. a


\_\_\_\_\_ .

4 your name? What's

\_\_\_\_\_ ?


5 Look at the picture and write.

nose face fingers legs arms




1 This is my nose .  
 2 This is my \_\_\_\_\_ .  
 3 These are \_\_\_\_\_ .  
 4 These \_\_\_\_\_ .  
 5 \_\_\_\_\_ .

6 Write.




a pple



\_\_ oat




\_\_ ig




\_\_ ird




\_\_ am



\_\_ at



\_\_ nk

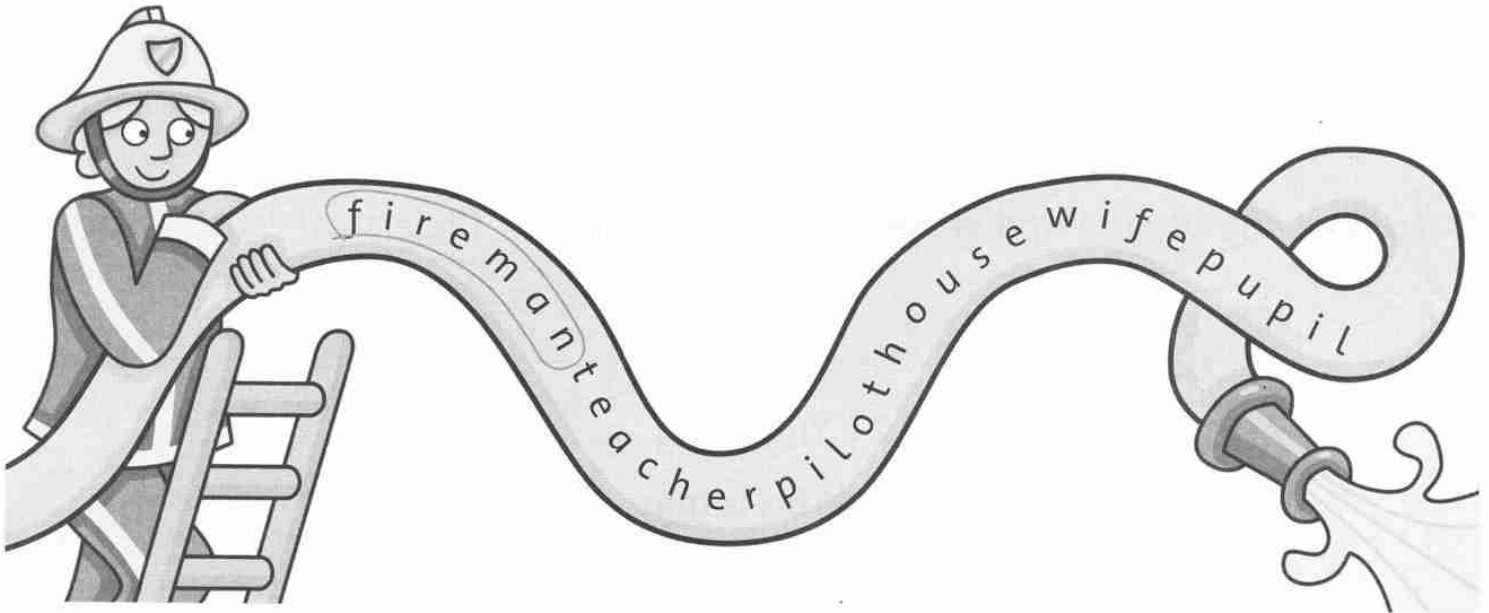


\_\_ gg


## Lesson One Words

### 1 Find and circle the words.

housewife fireman pupil teacher pilot



### 2 Match and write.



housewife

1 Look at the pictures and match. Then write.

fireman housewife teacher pilot



1

He's



He's a pilot.



2

a



3

She's

a



4

a

2 Order the words.



1 Is a she housewife? Is she a housewife?

2 she is. Yes, \_\_\_\_\_.



3 fireman? Is a he \_\_\_\_\_?


4 No, isn't. he \_\_\_\_\_.



5 a teacher? Is she \_\_\_\_\_?

6 she Yes, is. \_\_\_\_\_.

## 1 Read and match.




He's a farmer.

She's a doctor.


He's a policeman.

## 2 Find and circle the words. Then write.



pupil

p	o	l	i	c	e	m	a	n	★
i	t	e	a	c	h	e	r	★	p
l	f	i	r	e	m	a	n	★	u
o	f	a	r	m	e	r	★	★	p
t	d	o	c	t	o	r	★	★	i
h	o	u	s	e	w	i	f	e	l



f




p




h



f



d



t



p

1 Trace the correct sound.



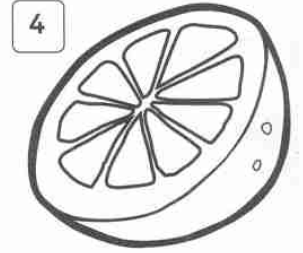
m n



o p

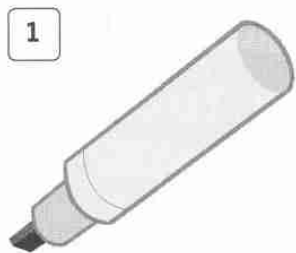


m n



n o


2 Write.



p en



um



range



urse

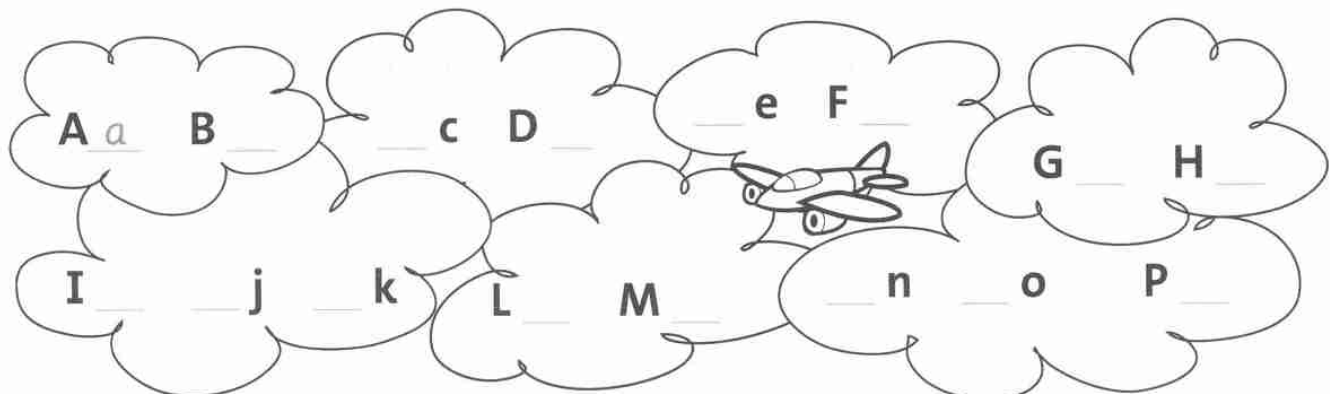
3 Read and write the letters *m*, *n*, *o* and *p*.



My mum is a nurse.  
 She's got an orange and a pen.  
 She can eat the orange.  
 She can write with the pen.



4 Write the capital or small letters.



## Reading

### 1 Read.



My name's Harry.  
I'm eight.



This is my dad.  
He's a pilot.



This is my mum.  
She's a teacher.



This is my grandma.  
She's a housewife.



And this is my sister, Ella.  
She's six. She's a pupil.



We're a happy family.

### 2 Match.

teacher

housewife

pilot

pupil



### 3 Write the words in the correct box.

eight    mum    Harry    pilot    grandma    housewife    Ella    six

family

jobs

numbers

names

mum



## Writing

## 1 Write the sentences with capital letters and full stops.

1 this is my grandpa This is my grandpa.

2 he's a doctor \_\_\_\_\_

3 this is my brother \_\_\_\_\_

4 these are my hands \_\_\_\_\_

5 i'm a pupil \_\_\_\_\_

## About me!


## 2 Write the names of people in your family who have these jobs.

housewife \_\_\_\_\_ doctor \_\_\_\_\_ farmer \_\_\_\_\_

nurse \_\_\_\_\_ fireman \_\_\_\_\_ teacher \_\_\_\_\_

policeman \_\_\_\_\_ pilot \_\_\_\_\_ pupil \_\_\_\_\_

## 3 Draw your family. Write about their jobs. He's She's

This is my grandma. She's a teacher.This is my \_\_\_\_\_  
a \_\_\_\_\_.This is \_\_\_\_\_  
a \_\_\_\_\_.This \_\_\_\_\_  
\_\_\_\_\_.

This is me. I'm a \_\_\_\_\_.

# 5

# Where's the ball?


## Lesson One Words

### 1 Number the picture.



- 1 swing
- 2 slide
- 3 seesaw
- 4 net
- 5 tree

### 2 Write.



What's this?

It's a tree.




What's this?

It's \_\_\_\_\_.



What's this?

It's \_\_\_\_\_.

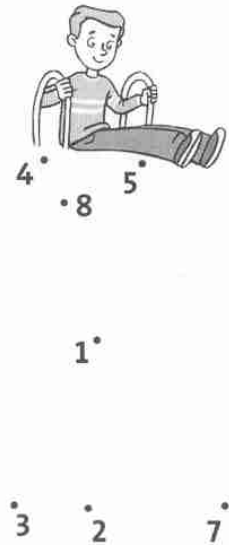
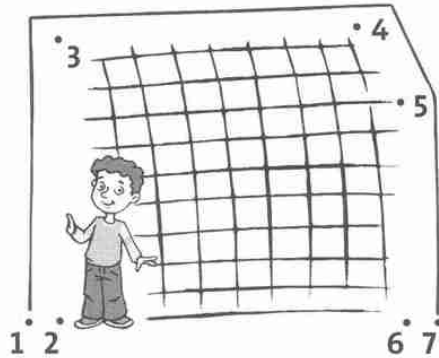



What's this?



What's this?


1 Join the dots in the three pictures. Then read and match.



1 Rosy's

on


the



2 Billy's

under

the



3 Tim's

in

the



2 Look at the pictures above and write.

slide on net in tree under

1 Where's Tim?

He's on the \_\_\_\_\_.

2 Where's Rosy?

She's \_\_\_\_\_ the \_\_\_\_\_.


3 Where's Billy?

He's \_\_\_\_\_ the \_\_\_\_\_.

# Lesson Three Words

1 Write.

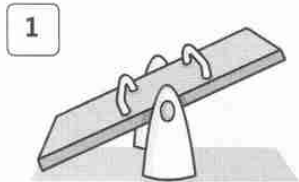
frisbee ice cream pool



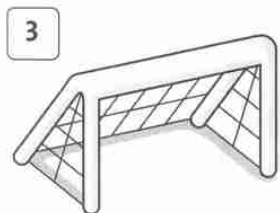

- 1 What's in the pool ? A ball.
- 2 Where's the \_\_\_\_\_ ? It's under the chair.
- 3 Where's the \_\_\_\_\_ ? It's on the table.

2 Look and write.

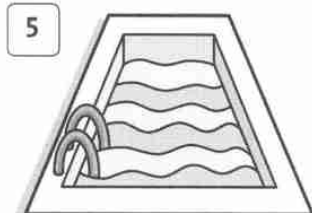
tree seesaw frisbee pool net slide ice cream



1 s e e s a w  
2 t








3 t  
4 e




5 p  
6 a  
7 r  
k



1 Match.

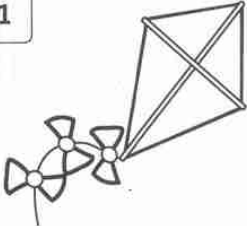







<b>Q</b>	<b>R</b>	<b>S</b>	<b>T</b>	<b>U</b>
<b>s</b>	<b>q</b>	<b>r</b>	<b>u</b>	<b>t</b>
				

2 Read and write the letters *q*, *r*, *s*, *t* and *u*.



The queen is on the usofa.  
 The ueen has got a rabbit.  
 The reddy is on the usofa.  
 The reddy has got an umbrella.

3 Write.

1 	2 	3 	4 
<u>  </u> kite	<u>  </u> urse	<u>  </u> ueen	<u>  </u> abbit
5 	6 	7 	8 
<u>  </u> eddy	<u>  </u> range	<u>  </u> ofa	<u>  </u> mbrella

Reading

1 Look at the picture. Read and write.

doll ball bike kite teddy

1 A toy is under a tree. What is it?

It's a bike.

2 A toy is on the slide. What is it?

It's a \_\_\_\_\_.

3 A toy is in the net. What is it?

It's a \_\_\_\_\_.

4 A toy is in a tree. What is it?

It's a \_\_\_\_\_.

5 A toy is on the seesaw. What is it?

It's a \_\_\_\_\_.



2 Read and write T (true) or F (false).

1 The bike is in a tree. F

2 The teddy is under the slide. \_\_\_\_\_

3 The ball is in the net. \_\_\_\_\_

4 The kite is in a tree. \_\_\_\_\_

5 The doll is on the seesaw. \_\_\_\_\_

## Writing

1 Circle the names. Write the sentences with capital letters at the start of the names.

1 My name's tim.

My name's Tim.

2 This is rosy.

\_\_\_\_\_

3 rosy and billy are here.

\_\_\_\_\_

4 tim is a pupil.

\_\_\_\_\_

## About me!

2 Circle the things in a park.

lion    swing    window    slide    sofa    seesaw    door  
 pool    tree    queen    ball    frisbee    ink

3 Draw and write about you and your friends at the park.

James is under the tree.

This is me and my friends at the park. I am \_\_\_\_\_ the \_\_\_\_\_.

\_\_\_\_\_ is \_\_\_\_\_ the \_\_\_\_\_.

\_\_\_\_\_ is \_\_\_\_\_ the \_\_\_\_\_.

The \_\_\_\_\_ is \_\_\_\_\_.

The \_\_\_\_\_ is \_\_\_\_\_.

## Lesson One Words

## 1 Number the picture.



- 1 mum
- 2 dad
- 3 sister
- 4 brother
- 5 grandma
- 6 grandpa

## 2 Write.



This is my brother.



This is \_\_\_\_\_.



This \_\_\_\_\_.



\_\_\_\_\_.



\_\_\_\_\_.

This is my family.





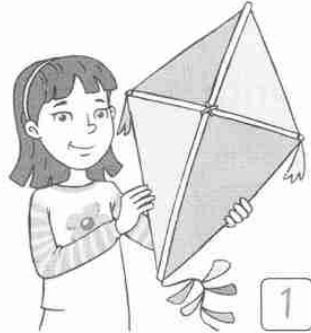
1 Read and number the pictures.

1 It's Rosy's kite.


2 It's Mum's book.

3 It's Grandma's umbrella.

4 It's Dad's bag.



2 Read and colour.



Rosy's hat is red. Tim's hat is green.

Rosy's kite is red and orange.

Tim's kite is green and purple.

Rosy's ice cream is brown.

Tim's ice cream is pink.

3 Look at the pictures and write.



1



This is Grandpa's egg.

2



This is \_\_\_\_\_ ice cream.

3



This is \_\_\_\_\_ pen.

4



This is \_\_\_\_\_ bike.



Tim

Dad

# Lesson Three Words

1 Colour the  words red and the  words yellow.

mum uncle grandpa aunt dad sister grandma brother cousin cousin

2 Find and circle the family words. Then write.



dad



g



u



a

g	r	a	n	d	m	a	u
r	★	c	o	u	s	i	n
a	s	i	s	t	e	r	c
n	★	m	★	★	★	d	l
d	a	u	n	t	★	a	e
p	★	m	★	★	★	d	★
a	b	r	o	t	h	e	r



m



b



s



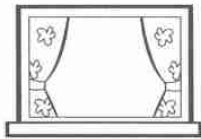
c




g

1 Say the sound. Say the words. Colour the correct picture.

Vv



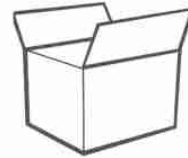
Ww



Xx



Yy



Zz



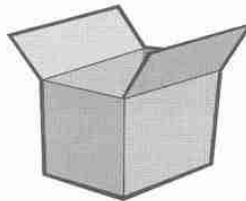
2 Write.



v an




indow



bo




o-yo



ebra

3 Read and write the letters v, w, x, y and z.



Look out of the window.


What can you see?

I can see a zebra in a van,

And a yo-yo on a box.







4 Write.



## Reading

## 1 Read and number the pictures.

- 1 My sister's kite is in the tree. Look!
- 2 My dad throws a ball.
- 3 My uncle throws his hat.
- 4 A bird's in the tree. It's got the kite.
- 5 Thank you, bird!
- 6 Here's my family with the kite. We are happy now.



## 2 Read again and write.

kite    uncle    tree    bird    ball

- 1 His sister's kite is in the tree.
- 2 Oli's dad throws a \_\_\_\_\_.
- 3 Oli's \_\_\_\_\_ throws his hat.
- 4 A \_\_\_\_\_ is in the tree too.
- 5 Here's Oli's family with the \_\_\_\_\_.

**Writing**

**1 Trace and write question marks.**

?

?

?

?

**2 Write the sentences with question marks and capital letters.**

1 who's this

Who's this?

2 is this your teddy

3 where's your bike

4 is it a puzzle

5 what's your name

**About me!**

**3 Choose four family members. Write what they have got.**

umbrella

bag

bike

pen

car

hat

ball

kite

mum

sister

aunt

dad

grandma

uncle

brother

grandpa

cousin

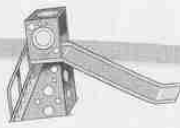
**4 Draw and write about their things.** *This is my brother's ball.*



This is my \_\_\_\_\_.





This is \_\_\_\_\_.

This \_\_\_\_\_.



1 Look and write.



- 1  This is Bob's frisbee.
- 2  This is \_\_\_\_\_ teddy.
- 3  This \_\_\_\_\_ ball.
- 4  \_\_\_\_\_ pen.

2 Write.

Yes, he is.    No, he isn't.    Yes, she is.    No, she isn't.



Is he a policeman?  
No, he isn't.



Is she a teacher?  
\_\_\_\_\_, \_\_\_\_\_



Is he a farmer?  
\_\_\_\_\_, \_\_\_\_\_



Is she a housewife?  
\_\_\_\_\_, \_\_\_\_\_

3 Write the words in the correct box.

~~doctor~~    aunt    swing    fireman    slide    pupil  
grandma    net    uncle    nurse    cousin    seesaw

jobs

doctor

\_\_\_\_\_

\_\_\_\_\_

\_\_\_\_\_

family

\_\_\_\_\_

\_\_\_\_\_

\_\_\_\_\_

park

\_\_\_\_\_

\_\_\_\_\_

\_\_\_\_\_

4 Order the words.

1 She's pupil. a

She's a pupil.


2 my It's ice cream. brother's

3 isn't a She teacher.

4 swing. It's the under

5 Write the questions.

frisbee bird book ball



1 Where's the frisbee?

It's in the pool.

2 Where's \_\_\_\_\_?

It's under the slide.


3 \_\_\_\_\_?

It's in the tree.

4 \_\_\_\_\_?

It's on the swing.

6 Write.




o range



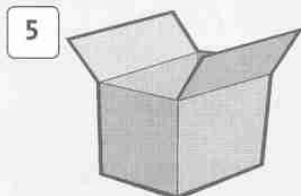
um



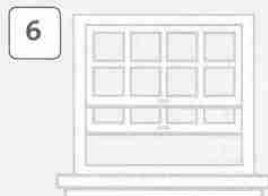
mbrella




o-yo




bo



indow



abbit




ofa


## Are these his trousers?

### Lesson One Words

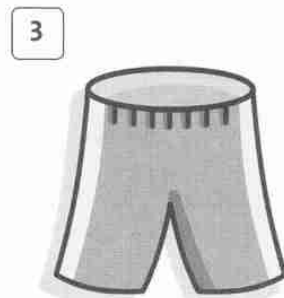
#### 1 Circle the correct word.



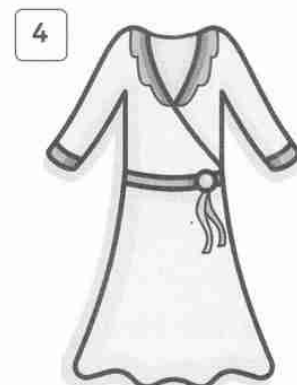
T-shirt / dress



shorts / trousers




socks / shorts



dress / T-shirt

#### 2 Read and colour.



- 1 = blue
- 2 = orange
- 3 = red
- 4 = yellow
- 5 = green

#### 3 Look at the picture and write.

shorts    trousers    T-shirt    socks    dress

1 Tim's trousers are blue.

2 Tim's \_\_\_\_\_ is orange.

3 Rosy's \_\_\_\_\_ is red.

4 Rosy's \_\_\_\_\_ are yellow.

5 Billy's \_\_\_\_\_ are green.




1 Look at the pictures and match. Then write.

shorts T-shirt trousers dress



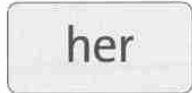
This is her dress.



These are \_\_\_\_\_.



This is \_\_\_\_\_.



These are \_\_\_\_\_.

2 Write.

Yes, they are. No, they aren't.



1 Are these his shorts?  
Yes, they are.



2 Are these her socks?  
\_\_\_\_\_



3 Are these her trousers?  
\_\_\_\_\_

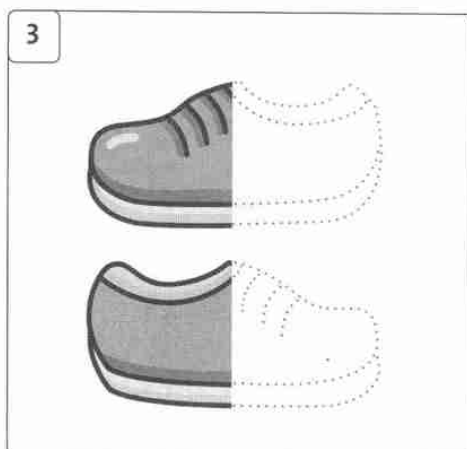
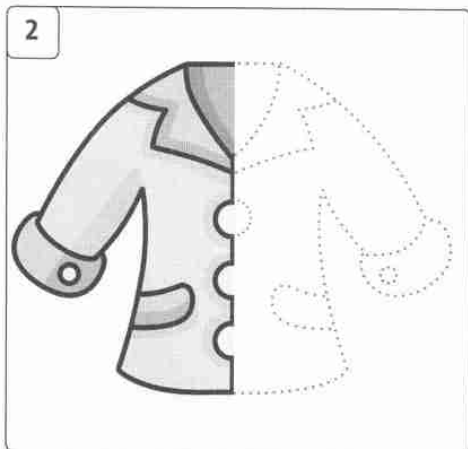
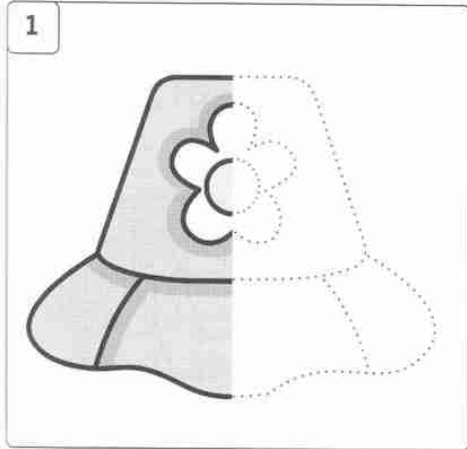


4 Are these his socks?  
\_\_\_\_\_

# Lesson Three Words

## 1 Trace and write.

shoes hat coat



This is a \_\_\_\_\_.

This is a \_\_\_\_\_.

These are \_\_\_\_\_.

## 2 Look and write.

coat dress T-shirt socks shoes hat trousers shorts




1 s o c k s



2 - r



3 c



4 o




5 t

6 h

7 e

8 s

1 Join the letters.



2 Write.

a	b	—	—	e	—	g	—	—
—	k	—	m	—	—	p	q	—
—	t	u	—	—	x	—	—	—

## Reading

1 Read the story again and write.

trousers    football    coat    socks    orange    T-shirt



## Writing

## 1 Trace and write 's.

's 's 's 's \_\_\_\_\_

## 2 Write the sentences with 's.

1 Where is my dress?

Where's my dress?

2 He is seven.

\_\_\_\_\_

3 It is a bird.

\_\_\_\_\_

4 What is your name?

\_\_\_\_\_

5 She is my sister.

\_\_\_\_\_

## About me!


## 3 Circle your favourite clothes. Write the colour.

blue yellow pink orange red purple green

T-shirt \_\_\_\_\_ trousers \_\_\_\_\_ shorts \_\_\_\_\_

shoes \_\_\_\_\_ socks \_\_\_\_\_ dress \_\_\_\_\_

coat \_\_\_\_\_ hat \_\_\_\_\_

4 Draw, colour and write about your clothes. This is my coat. It's green.

This is my \_\_\_\_\_. It's \_\_\_\_\_.

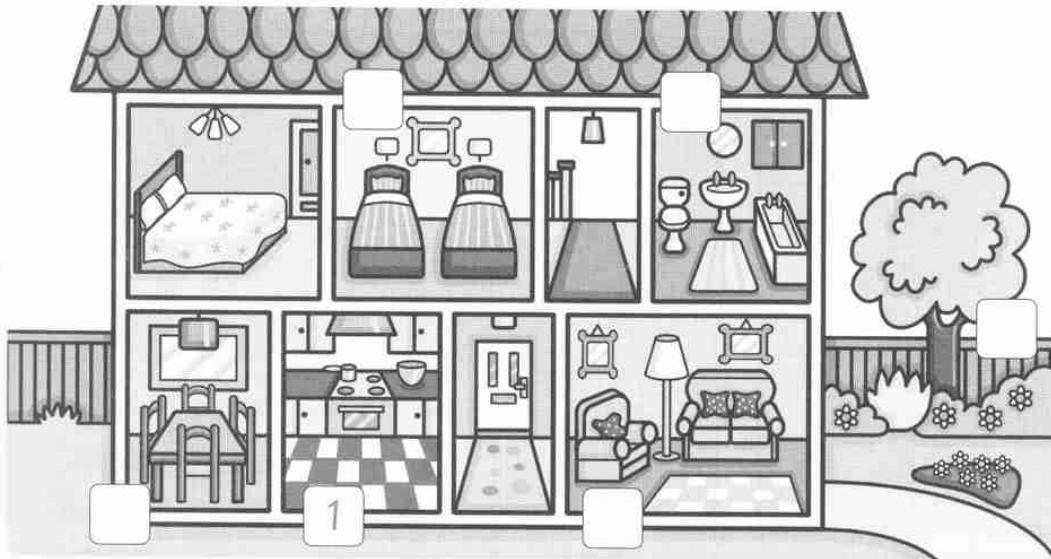
This \_\_\_\_\_.

These are my \_\_\_\_\_. They're \_\_\_\_\_.

These \_\_\_\_\_.


## Lesson One Words

### 1 Number the picture.



- 1 kitchen
- 2 living room
- 3 dining room
- 4 bedroom
- 5 bathroom
- 6 garden

### 2 Write.




This is in the dining room.



This is in \_\_\_\_\_.



This is \_\_\_\_\_.



This \_\_\_\_\_.




\_\_\_\_\_.

1 Follow and write.

1




2




3



4




kitchen



dining room



bedroom



living room

- 1 Where's Rosy? She's in the \_\_\_\_\_.
- 2 Where are Mum and Dad? They're \_\_\_\_\_.
- 3 \_\_\_\_\_ Grandma and Grandpa? \_\_\_\_\_.
- 4 \_\_\_\_\_ Billy? \_\_\_\_\_.


2 Look and write.

Yes, they are.    No, they aren't.    Yes, she is.    ~~No, he isn't.~~

- 1 Is Billy in the dining room? No, he isn't.
- 2 Are Grandma and Grandpa in the kitchen? \_\_\_\_\_,
- 3 Are Mum and Dad in the living room? \_\_\_\_\_,
- 4 Is Rosy in the living room? \_\_\_\_\_,

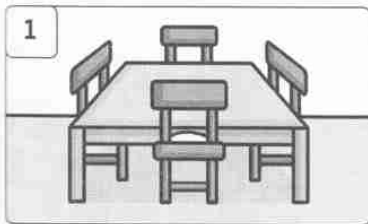
# Lesson Three Words

## 1 Number the picture.



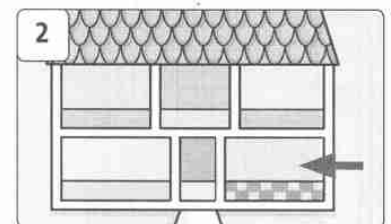
- 1 house
- 2 flats
- 3 garden
- 4 upstairs
- 5 downstairs

## 2 Find and circle the words. Then write.

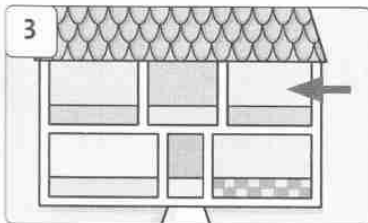


dining room

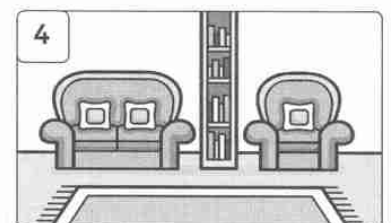
d	★	d	★	★	★	l
i	h	o	u	s	e	i
n	u	w	★	g	★	v
i	p	n	k	a	★	i
n	s	s	i	r	★	n
g	t	t	t	d	f	g
r	a	a	c	e	l	r
o	i	i	h	n	a	o
o	r	r	e	★	t	o
m	s	s	n	★	s	m



d



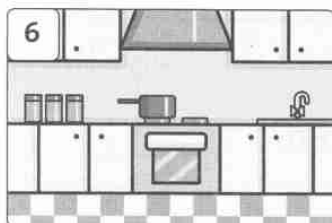
u




l



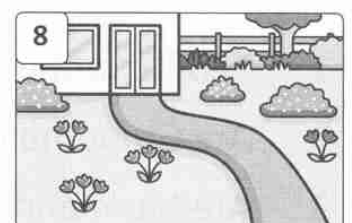
h



k



f



g



1 Help Shirley find her shoes. Join the letters *sh*.



sh sh s s s h  
s h sh h sh h  
h s sh sh h sh



2 Write.

1




shoes

2




T-shirt

3



sheep

4



fish

3 Read and write. Then colour.

Shirley's shoes are red,

Her \_\_\_\_\_ is blue.

She's got a toy \_\_\_\_\_,


And a toy \_\_\_\_\_ too.

The \_\_\_\_\_ is white,

The \_\_\_\_\_ is blue.

Shirley wants to play,


With me and you.



## Reading

### 1 Look at the picture. Read and point.

My name is Mike. I live in a flat.  
 I live with my mum, my dad,  
 my big brother, Paul, and my grandma.  
 In my flat there are three bedrooms.  
 One bedroom is for my mum and dad.  
 One bedroom is for my grandma.  
 And the other bedroom is for me and Paul.  
 Also in the flat, there is a kitchen,  
 a big living room and a bathroom.



### 2 Read again. Circle and write.

1 Mike lives in a flat.

house flat garden

2 Paul is Mike's \_\_\_\_\_.

sister brother grandpa

3 There are \_\_\_\_\_ bedrooms.

two three four

4 One \_\_\_\_\_ is for Mike's grandma.

kitchen flat bedroom

## Writing

1 Say the vowel letters. Circle the vowels in the words.

a e i o u

bag mum pen hat on fig egg  
box ink

2 Write the words in the correct box.

a	e	i	o	u
bag				

## About me!

3 Circle the words about your home. Write how many rooms.

flat   house   garden   bedroom    bathroom   
kitchen    dining room    living room

4 Draw your home. Then write about the rooms.

This is the \_\_\_\_\_.

This is the \_\_\_\_\_.

This is \_\_\_\_\_.

This \_\_\_\_\_.

These are the \_\_\_\_\_.


These are \_\_\_\_\_.

## Lesson One Words

## 1 Find and circle the words.

banana orange sandwich biscuit ~~lunch box~~ drink

1



a d lunch box e l

2



o l t d r i n k w o u

3



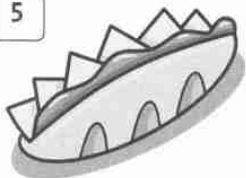
u e y b i s c u i t w e r

4



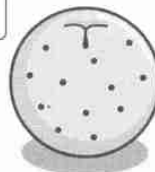
p o b a n a n a d o b

5



a d s a n d w i c h p l

6



o r a n g e e f

## 2 Look at the pictures and words above.

Write and draw.

1 This is a lunch box .

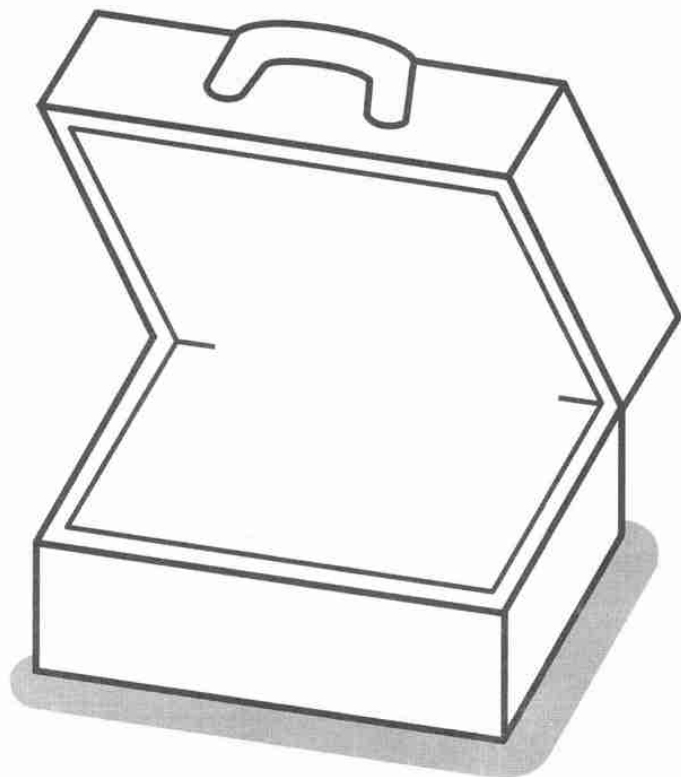
2 This is a \_\_\_\_\_ .

3 This is a \_\_\_\_\_ .

4 This is a \_\_\_\_\_ .

5 This is a \_\_\_\_\_ .

6 This is an \_\_\_\_\_ .



1 Read and number the pictures.

- 1 I've got an apple and a banana.
- 3 I've got two sandwiches and two apples.
- 5 I haven't got my lunch box. I've got a drink.

- 2 I've got a sandwich and a biscuit.
- 4 I've got an apple. I haven't got a banana.
- 6 I've got my lunch box. I haven't got a drink.



2 Read the sentences again. Circle *a* and underline *an*.

3 Write. I've got I haven't got

1 I've got an apple.

2 \_\_\_\_\_ a sandwich.



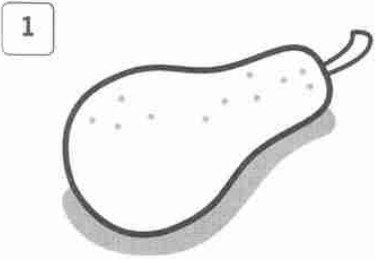
3 \_\_\_\_\_ a biscuit.

4 \_\_\_\_\_ an orange.

# Lesson Three Words


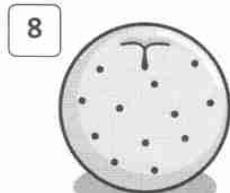


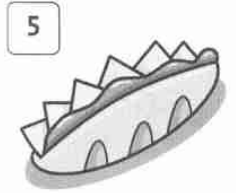
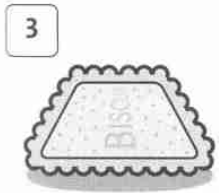
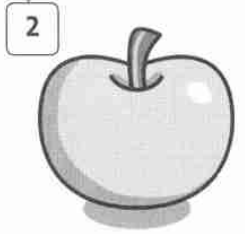
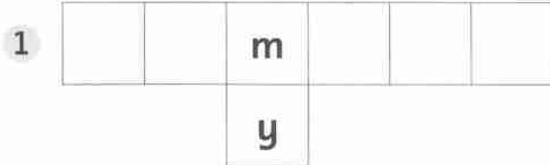

## 1 Write and colour.

tomato    grapes    pear



## 2 Look and write.

drink    banana    fish    lunch box    apple  
sandwich    tomato    orange    biscuit



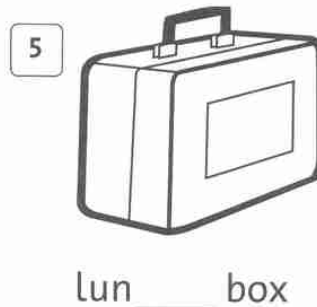
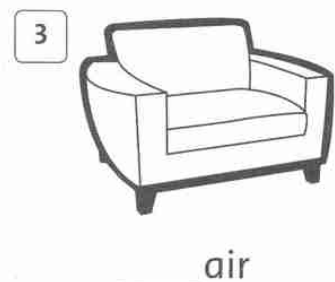

1 Help Charlie find the chick. Join the letters *ch*.



ch h c h ch c  
 h ch h ch h ch  
 h c ch c h h



2 Write.



3 Read and write.

My name's Charlie.

This is my \_\_\_\_\_.

She's on a \_\_\_\_\_.

She's got a little \_\_\_\_\_.

Chirp, chirp, chirp, says the \_\_\_\_\_.

Chirp, chirp, chirp, says the \_\_\_\_\_.

My \_\_\_\_\_'s on a \_\_\_\_\_.

She's got a little \_\_\_\_\_.



## Reading

### 1 Read.

Hello. I'm Sally and I'm a pupil. This is my lunch box. Let's look inside.

I've got two sandwiches. One is an egg sandwich.

And the other sandwich is jam. I've got a drink.

It's apple juice. I've got an orange and figs and grapes. I haven't got a biscuit today.


And I haven't got a yogurt, but it's a very nice lunch!



### 2 What's in Sally's lunch box? Tick (✓) or cross (X).

- |                   |                                     |                  |                          |
|-------------------|-------------------------------------|------------------|--------------------------|
| 1 an egg sandwich | <input checked="" type="checkbox"/> | 2 a jam sandwich | <input type="checkbox"/> |
| 3 a drink         | <input type="checkbox"/>            | 4 a yogurt       | <input type="checkbox"/> |
| 5 a pear          | <input type="checkbox"/>            | 6 an orange      | <input type="checkbox"/> |
| 7 figs            | <input type="checkbox"/>            | 8 a banana       | <input type="checkbox"/> |
| 9 grapes          | <input type="checkbox"/>            | 10 a biscuit     | <input type="checkbox"/> |

### 3 Write.



I haven't got a banana.

I've got a \_\_\_\_\_.

\_\_\_\_\_

\_\_\_\_\_

\_\_\_\_\_





## Writing

## 1 Circle the correct word.

1 This is a / an banana.

3 I've got a / an egg.

5 I haven't got a / an sandwich.

2 This is a / an apple.

4 I've got a / an orange.

6 I haven't got a / an yogurt.

## 2 Write a or an.

1



2

Is this a ball?

No, it isn't.

It's \_\_\_\_\_ apple.

Is this \_\_\_\_\_ orange?

No, it isn't.

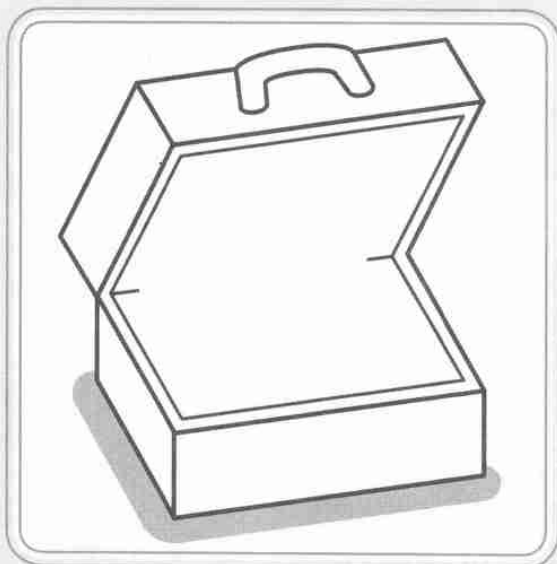
It's \_\_\_\_\_ ball.

## About me!

## 3 Circle the food in your lunch box today.

apple    yogurt    orange    fig    grapes    banana    tomato  
 pear    biscuit    sandwich    egg    drink

## 4 Draw and write about the food in your lunch box.



In my lunch box, I've got \_\_\_\_\_.

I've got \_\_\_\_\_.


I've \_\_\_\_\_.

I haven't got \_\_\_\_\_.


I \_\_\_\_\_.




1 Write *a* or *an*.



a banana




\_\_\_ apple




\_\_\_ sandwich



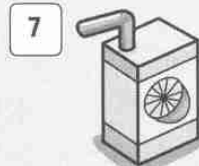
\_\_\_ orange



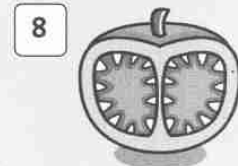
\_\_\_ biscuit



\_\_\_ egg

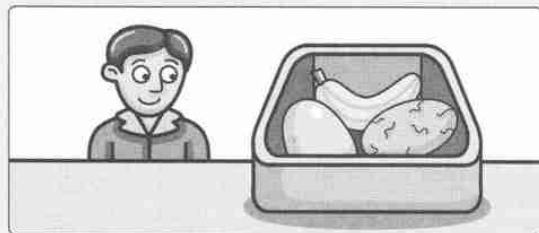
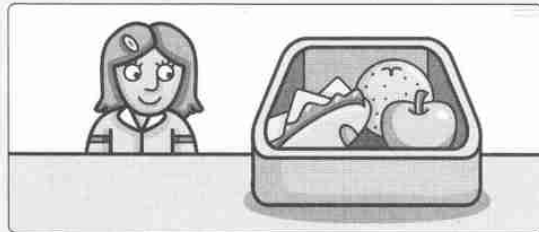


\_\_\_ drink



\_\_\_ tomato

2 Look at the pictures and match.



sandwich

banana

his

egg

orange

her

apple

biscuit

3 Look at the pictures again and write.

I've got

I haven't got



1 I've got a sandwich.

2 \_\_\_\_\_ a banana.

3 \_\_\_\_\_ an orange.



4 \_\_\_\_\_ an apple.

5 \_\_\_\_\_ an egg.

6 \_\_\_\_\_ a biscuit.



4 Write the words in the correct box.

bedroom	banana	living room	shorts	socks	pear
bathroom	biscuit	dress	grapes	kitchen	trousers

rooms

bedroom

clothes

food

5 Order the words.

1 Grandpa the in garden? Is Is Grandpa in the garden?

2 his coat? Is this \_\_\_\_\_

3 in dining room. She's the \_\_\_\_\_

4 got drink. I've a \_\_\_\_\_

5 my Where's sister? \_\_\_\_\_

6 upstairs? Is Grandma \_\_\_\_\_

6 Write.


ch sh s e h

1



c at

2



ick

3




at

4



oes


5



ofa

## Lesson One Words

## 1 Draw and colour yourself.



## 2 Look at your picture. Read and circle.

1 My eyes are    .

2 My hair is    .

3 My hair is  .

4 My hair is  .

## 3 Write.

1 What colour are your eyes?

They're \_\_\_\_\_.

2 What colour is your hair?

It's \_\_\_\_\_.


3 Is your hair long or short?

\_\_\_\_\_


4 Is it curly or straight?

\_\_\_\_\_

1 Read, draw and colour.



This is Sarah. She's got blue eyes.  
She's got long hair.  
It's straight and blond.



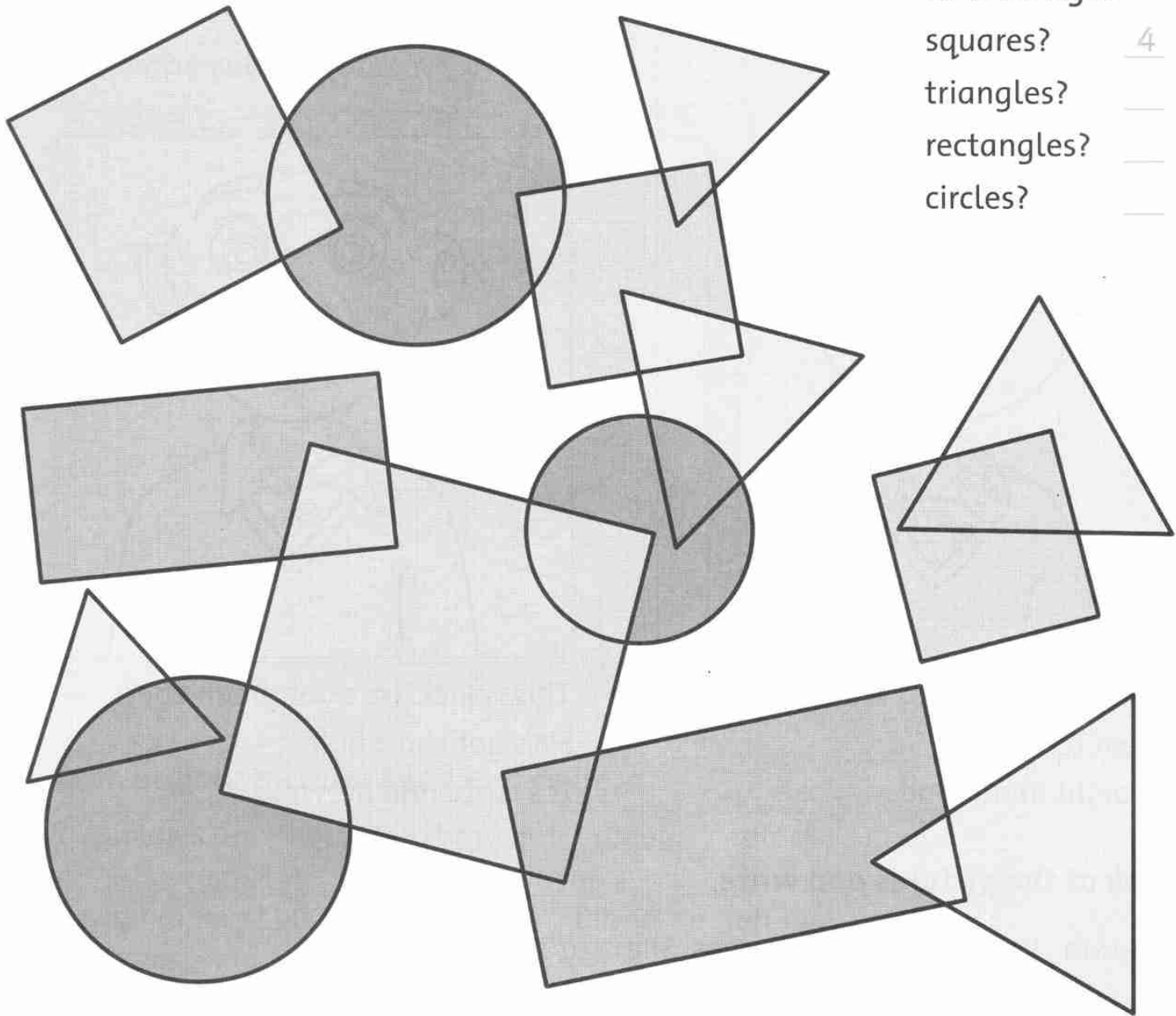
This is Rick. He's got green eyes.  
He's got short hair.  
It's curly and brown.

2 Look at the pictures and write.

's got    hasn't got

- 1 Sarah hasn't got brown eyes. She 's got blue eyes.
- 2 She 's got long hair. She \_\_\_\_\_ short hair.
- 3 She \_\_\_\_\_ curly hair. She \_\_\_\_\_ straight hair.
- 4 She \_\_\_\_\_ blond hair. She \_\_\_\_\_ black hair.
- 5 Rick \_\_\_\_\_ brown eyes. He \_\_\_\_\_ green eyes.
- 6 He \_\_\_\_\_ short hair. He \_\_\_\_\_ long hair.
- 7 He \_\_\_\_\_ curly hair. He \_\_\_\_\_ straight hair.
- 8 He \_\_\_\_\_ blond hair. He \_\_\_\_\_ brown hair.

1 Find and count the shapes. Write.



How many ...  
squares? 4  
triangles?      
rectangles?      
circles?    

2 Look at the picture again and write.

square   triangle   circle   rectangle

- 1 It's got three sides. It's a triangle.
- 2 It's got four sides. Two are long. Two are short. It's a    .
- 3 It hasn't got sides. It's a    .
- 4 It's got four sides. They're all the same. It's a    .

1 Help Theo collect his ducks. Join the letters *th*.



th th t t h t  
 t h th th t th  
 h t h h th h



2 Write.

1



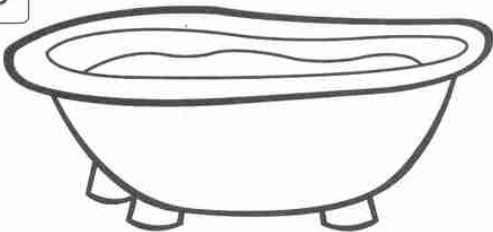
Th eo

2



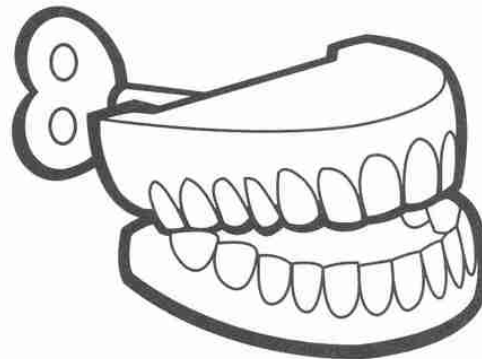
ree

3



ba

4



tee

3 Write.

Baby Theo's in the \_\_\_\_\_,

One, two, \_\_\_\_\_.

Baby \_\_\_\_\_ counts his \_\_\_\_\_,

One, two, \_\_\_\_\_.



## Reading

### 1 Read.



My name is Freddy. I have got three best friends. Simon has got black hair. It is short and curly. His eyes are brown. Ed is also my friend. His hair is short too. It is brown and straight. He has got green eyes. My other friend is a girl. Her name is Amy. She is Simon's cousin. She has got long hair. It is blond and curly. She has got blue eyes.

### 2 Read again and tick (✓).

hair	black	blond	brown	short	long	curly	straight
Simon	✓						
Ed							
Amy							
eyes	green	brown	blue				
Simon							
Ed							
Amy							

### 3 Write the names and colour.





## Writing

## 1 Write the short form.

1 I have got short hair.

I've got short hair.

2 I have got long hair.

3 It has got black eyes.

4 She has got blue eyes.

5 He has got curly hair.

## About me!


## 2 Choose a friend. Circle the words to describe your friend.

hair: long short curly straight black brown blond

eyes: blue brown black green

## 3 Draw and write about your friend.

He's got    She's got    He hasn't got    She hasn't got



My friend's name is \_\_\_\_\_.

\_\_\_\_\_ got \_\_\_\_\_ eyes.

\_\_\_\_\_ got \_\_\_\_\_ hair.

\_\_\_\_\_ hasn't got \_\_\_\_\_ eyes.

\_\_\_\_\_ hasn't \_\_\_\_\_ hair.


## Lesson One Words

### 1 Look and match.



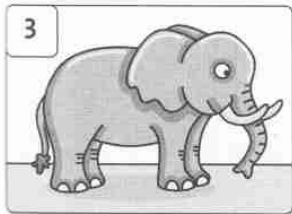
monkey

# big



elephant


little



giraffe

# tall


### 2 Look at the words again. Write.



What are these?

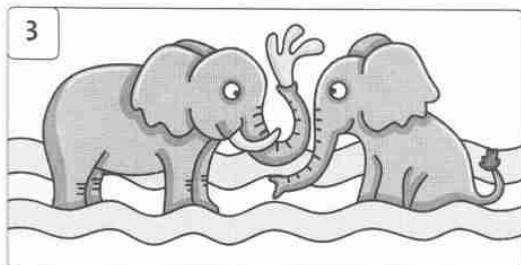
They're giraffes.

They're tall.



What are these?

They're \_\_\_\_\_.






What are these?



They're \_\_\_\_\_.




1 Read and colour the faces.




1  I like giraffes.  
 

2  I don't like elephants.  
 



3  I don't like monkeys.  
 

4  I like zebras.  
 

5  I like elephants.  
 

6  I don't like giraffes.  
 



2 Write. like don't like

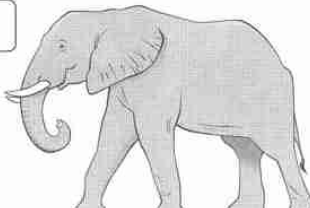

1  

I don't like giraffes.

2  


I \_\_\_\_\_.

3  

4  

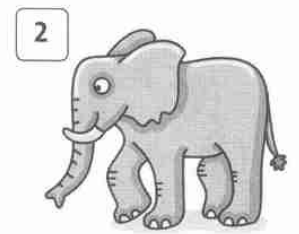
# Lesson Three Words

## 1 Find and circle the words. Then write.



monkey

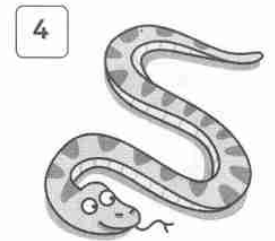
t	★	★	s	★	★	e
i	l	★	n	★	★	l
g	i	r	a	f	f	e
e	o	★	k	★	★	p
r	n	★	e	★	★	h
z	e	b	r	a	★	a
m	o	n	k	e	y	n
p	a	r	r	o	t	t




e




g



s



l



z




t



p

## 2 Look and write.

big little long short



The elephant's ears are big.  
The elephant's nose is \_\_\_\_\_.



The parrot's legs are \_\_\_\_\_.  
The parrot's eyes are \_\_\_\_\_.

1 Say and write the words.

c



cat

at

m




an

h



f



2 Write.

1



2




The cat has got a \_\_\_\_\_.

The \_\_\_\_\_ has got a \_\_\_\_\_.

3 Help the cat and the man find their things.

Colour at red. Colour an blue. Then join.



at

at

n

n

t



a

t

at

t

at




an

n

t

at

an



n

an


an

an

n

## Reading

### 1 Read.



### At the zoo

Look at the boys  
And the girls too.  
Tall ones, short ones,  
At the zoo.

They like parrots,  
monkeys too.  
Big ones, little ones,  
At the zoo.

They like zebras,  
And snakes too.  
Long ones, short ones,  
At the zoo.

### 2 Read again. Tick (✓) the animals in the poem.

- |           |                                     |            |                          |             |                          |
|-----------|-------------------------------------|------------|--------------------------|-------------|--------------------------|
| 1 parrots | <input checked="" type="checkbox"/> | 2 monkeys  | <input type="checkbox"/> | 3 elephants | <input type="checkbox"/> |
| 4 zebras  | <input type="checkbox"/>            | 5 giraffes | <input type="checkbox"/> | 6 snakes    | <input type="checkbox"/> |

### 3 Read again and write T (true) or F (false).

- 1 The boys and girls are tall and short.   T
- 2 The boys and girls don't like parrots.
- 3 The boys and girls like monkeys.
- 4 The monkeys are big and little.
- 5 The boys and girls don't like zebras.
- 6 The snakes are long and short.

## Writing

## 1 Add the adjectives to the sentences.

- |                    |          |                            |
|--------------------|----------|----------------------------|
| 1 This is a boy.   | (tall)   | This is a <u>tall</u> boy. |
| 2 This is a dog.   | (big)    | This is a _____ dog.       |
| 3 This is a snake. | (long)   | This is _____.             |
| 4 He's got hair.   | (short)  | He's got _____.            |
| 5 It's got ears.   | (little) | It's _____.                |
| 6 It's a monkey.   | (brown)  | _____                      |

## About me!

## 2 Circle the animals you like. Underline the animals you don't like.

tigers lions monkeys snakes zebras cats goats  
elephants parrots giraffes dogs birds chicks

## 3 Draw and write about the animals you like and don't like.

I like \_\_\_\_\_.

I \_\_\_\_\_.



I don't like \_\_\_\_\_.

I don't \_\_\_\_\_.

I \_\_\_\_\_.

## Lesson One Words

1 Look and tick (✓) or cross (X).




	meat	yogurt	fish	carrots	rice	bread
	✓					



✓ = has got


X = hasn't got

2 Look at the pictures again. Write.


1






I like  meat and  \_\_\_\_\_.

I don't like  \_\_\_\_\_.

2



I like  \_\_\_\_\_ and  \_\_\_\_\_.

I don't like  \_\_\_\_\_.



1 Order the words.



1 like Do you bananas?

2 do. I Yes,



3 you like carrots? Do

4 I don't. No,



5 bread? you like Do

6 I Yes, do.

Do you like bananas?

---



---





---



---

2 Write.

do like don't Do



1 What's next? Look, draw and write.

milk water juice fish bread

1							<u>bread</u>
2							_____
3							_____
4							_____
5							_____

2 Write and circle.

milk juice water

- Do you like  \_\_\_\_\_? Yes, I do. / No, I don't.
- Do you like  \_\_\_\_\_? Yes, I do. / No, I don't.
- Do you like  \_\_\_\_\_? Yes, I do. / No, I don't.

1 Say and write the words.

b



bed

ed

p



en

r



k



2 Write.




Ken's got a pen,  
Pen, pen, pen.

Ken's pen is \_\_\_\_\_,  
Red, red, red.

Where's \_\_\_\_\_ pen?  
Pen, pen, pen.

It's on Ken's \_\_\_\_\_,  
Bed, bed, bed.

3 Write the word that rhymes.



cat



hat



Ken



man



red




## Reading

### 1 Read.


Steve and Alice are in a café. It is dinnertime.  
 Steve has got eggs, bread and tomatoes.  
 For dessert he has got grapes and an ice cream.  
 His drink is orange juice.  
 Alice has got fish, rice and carrots.  
 For dessert she has got a yogurt and an apple.  
 For her drink, she has got water.



### 2 Read again and write the names. Match.




1 I've got rice.

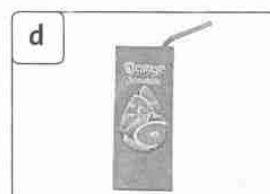


2 I've got carrots.

Alice




3 I've got eggs.




4 I've got water.




5 I've got orange juice.



6 I've got fish.



7 I've got an apple.



8 I've got an ice cream.

## Writing

1 Circle *n't* in these sentences.

1 I don't like carrots.

2 This isn't a yogurt.

3 They aren't ice creams.

4 No, it isn't.

5 No, they aren't.

6 I don't like juice.

## 2 Write the short form.

1 I do not like apples.

I don't like apples.

2 Her hair is not straight.

3 They are not circles.

4 This is not rice.

5 It is not his house.

## About me!

## 3 What do you like? What don't you like? Draw 😊 and ☹️.

bananas 😊 yogurt 😊 eggs 😊 bread 😊 carrots 😊 pears 😊  
 meat 😊 fish 😊 tomatoes 😊 rice 😊 apples 😊 grapes 😊


## 4 Draw the food you like and don't like. Then write.

I like \_\_\_\_\_.

I like \_\_\_\_\_.

I don't like \_\_\_\_\_.

I don't like \_\_\_\_\_.



1 Look at the pictures and write.

's got      hasn't got



**Name:** Toby  
**Hair:** black  
**Eyes:** green



**Name:** Tanya  
**Hair:** blond  
**Eyes:** blue

1 Toby 's got black hair.

3 He \_\_\_\_\_ long hair.


5 He \_\_\_\_\_ brown eyes.

2 Tanya \_\_\_\_\_ curly hair.


4 She \_\_\_\_\_ blond hair.

6 She \_\_\_\_\_ blue eyes.

2 Add the adjectives to the sentences.




This is a monkey. (little)  
This is a little monkey.



This is a giraffe. (tall)

\_\_\_\_\_


\_\_\_\_\_



This is an elephant. (big)

\_\_\_\_\_

\_\_\_\_\_



This is a snake. (green)

\_\_\_\_\_

\_\_\_\_\_

3 Write the words in the correct box.

square    milk    yogurt    juice    tiger    snake    rice  
triangle    water    rectangle    parrot    carrots

shapes

square

\_\_\_\_\_

\_\_\_\_\_

food

\_\_\_\_\_

\_\_\_\_\_

\_\_\_\_\_

animals

\_\_\_\_\_

\_\_\_\_\_

\_\_\_\_\_

drinks

\_\_\_\_\_

\_\_\_\_\_

\_\_\_\_\_


4 Order the words.



1 giraffes. like I

I like giraffes.

2 parrots. don't I like



3 like Do snakes? you

4 don't. No, I





5 you tigers? like Do

6 I do. Yes,


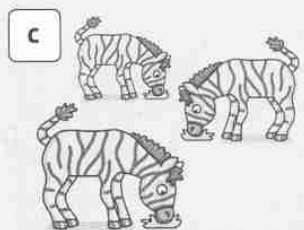
5 Write and match.

like don't like



1 😊 I like elephants. d

2 😞 I \_\_\_\_\_ giraffes.



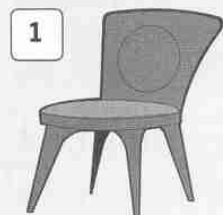


3 😞 I \_\_\_\_\_ monkeys.

4 😊 I \_\_\_\_\_ zebras.

6 Write.

th ch sh



ch air

ree

fi

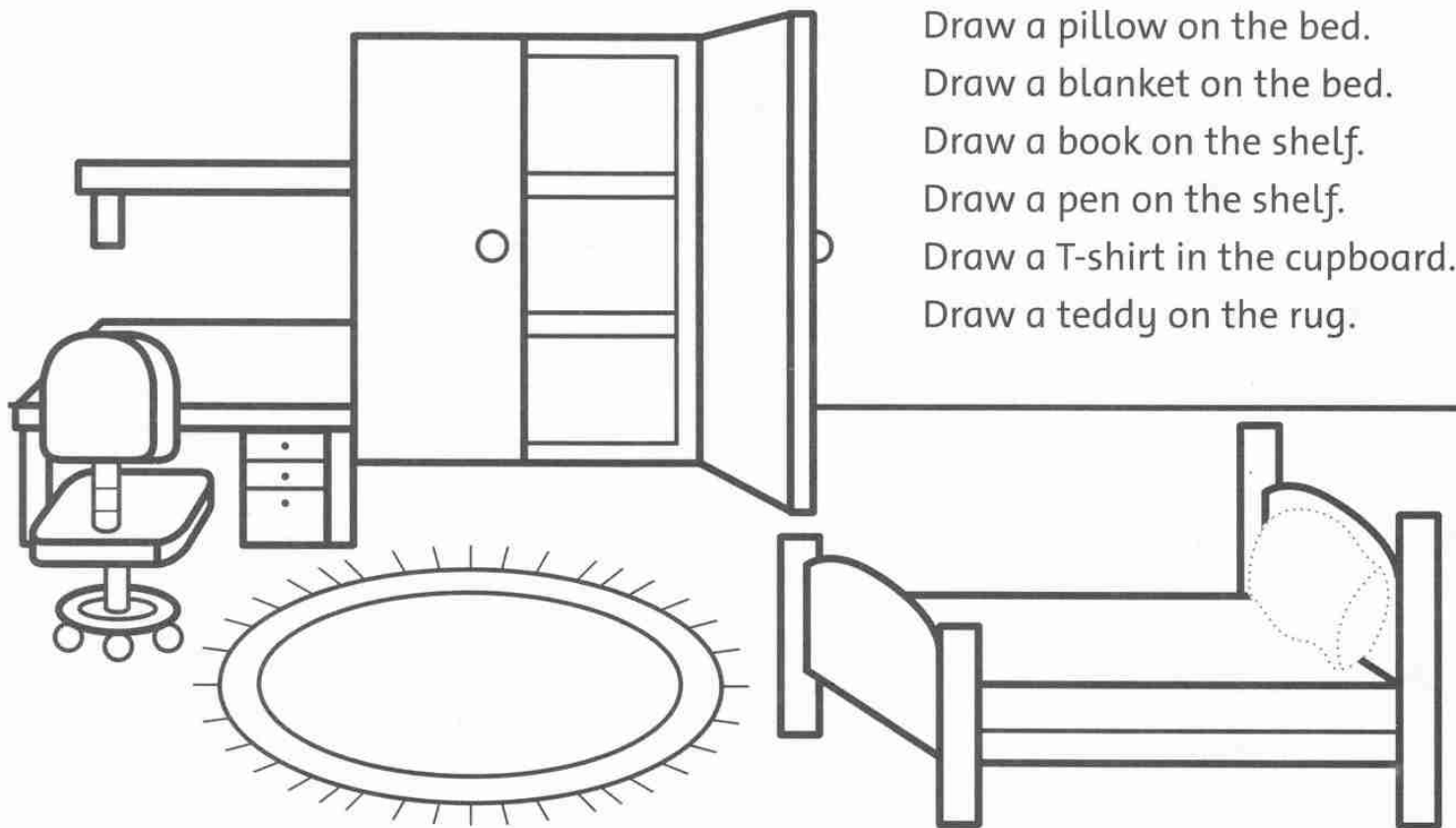
eep

tea

er

## Lesson One Words

### 1 Read and draw.



Draw a pillow on the bed.  
 Draw a blanket on the bed.  
 Draw a book on the shelf.  
 Draw a pen on the shelf.  
 Draw a T-shirt in the cupboard.  
 Draw a teddy on the rug.

### 2 Look at the picture again. Write.

1 Where's the  pillow?

It's on the \_\_\_\_\_.

2 Where's the  \_\_\_\_\_?

It's on \_\_\_\_\_.

3 Where's the  \_\_\_\_\_?

\_\_\_\_\_

4 Where's the  \_\_\_\_\_?

\_\_\_\_\_

5 Where's the  \_\_\_\_\_?

\_\_\_\_\_

6 Where's the  \_\_\_\_\_?

\_\_\_\_\_



1 Read and circle.

1



There's / There are a bed in my bedroom.

2



There's / There are two cupboards in my bedroom.

3



There's / There are three books on my shelf.


4



There's / There are a blanket on my bed.

2 Look at the picture and write.

There's      There are



1 There's a cupboard.

2 \_\_\_\_\_ four books.

3 \_\_\_\_\_ two pillows.

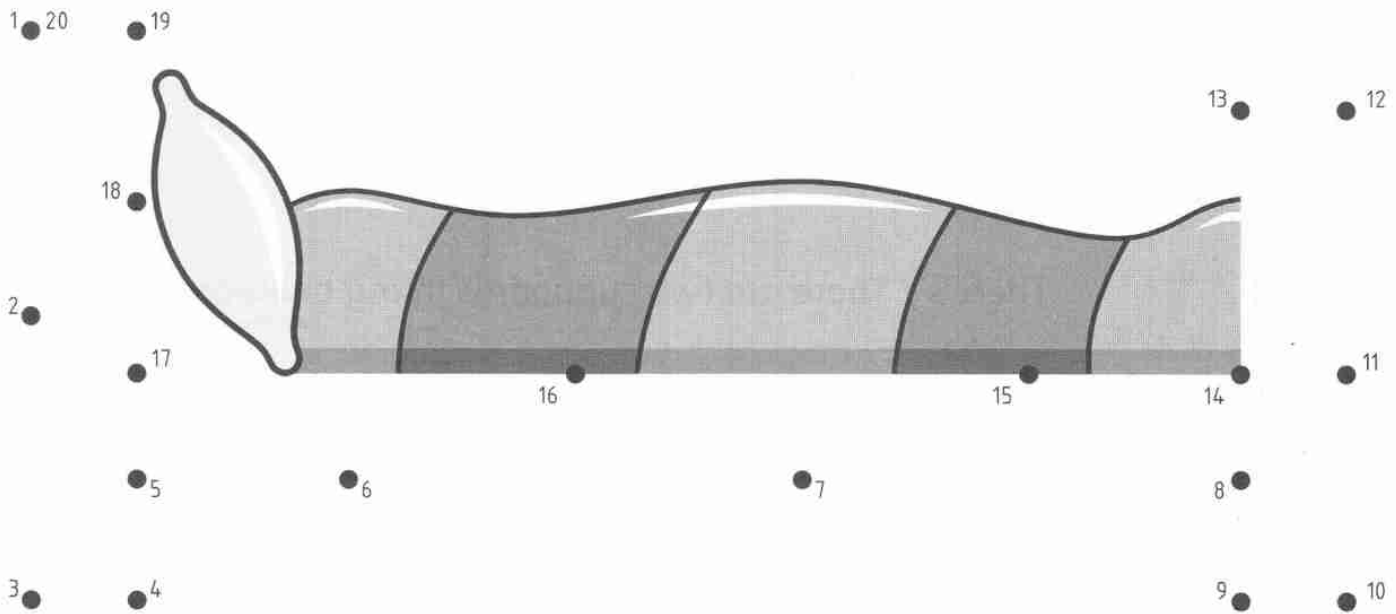
4 \_\_\_\_\_ two beds.

5 \_\_\_\_\_ a shelf.

6 \_\_\_\_\_ a rug.

# Lesson Three Words

## 1 Join the dots.



## 2 Find and circle the words. Then write.

11

eleven

t

12

t

13

f

14

15

f

f	o	u	r	t	e	e	n	★
★	e	i	g	h	t	e	e	n
★	★	t	w	e	n	t	y	i
s	e	v	e	n	t	e	e	n
s	i	x	t	e	e	n	l	e
★	★	★	★	★	★	★	e	t
f	i	f	t	e	e	n	v	e
★	★	t	w	e	l	v	e	e
t	h	i	r	t	e	e	n	n

16

s

17

s

18

e

19

n

20

t

1 Say and write the words.

b

in



bin

t



f

ig



b




2 Write.

A big, big fig

In a big, big \_\_\_\_\_.

Eat the big \_\_\_\_\_,

Put the tin in the \_\_\_\_\_.



3 Colour *ig* red. Colour *in* green. Then join.



n

ig

g

n

in

ig

g

ig

in

n

g

in

in

ig

g

in

n

n

g

ig



## Reading

## 1 Read and colour.



Hello.

My name's Lola and this is my bedroom.

My favourite colour's purple.

I've got a purple pillow and a purple blanket.

Can you see my doll? She's on my bed. Her name is Polly.

I've got lots of books on my shelf and lots of clothes in my cupboard.

My favourite is a purple dress.

And look, here are my blue shoes.

I like my shoes. They're very pretty.

Bye!

From Lola

## 2 Read again and match.

- |                                |                                       |                         |
|--------------------------------|---------------------------------------|-------------------------|
| 1 What's her name?             | <input checked="" type="checkbox"/> d | a Purple.               |
| 2 Where's Lola?                | <input type="checkbox"/>              | b A doll.               |
| 3 What's her favourite colour? | <input type="checkbox"/>              | c Lots of clothes.      |
| 4 What toy is on her bed?      | <input type="checkbox"/>              | d Her name's Lola.      |
| 5 What's the doll's name?      | <input type="checkbox"/>              | e They're blue.         |
| 6 Where are her books?         | <input type="checkbox"/>              | f Her name's Polly.     |
| 7 What's in her cupboard?      | <input type="checkbox"/>              | g She's in her bedroom. |
| 8 What colour are her shoes?   | <input type="checkbox"/>              | h They're on her shelf. |

## Writing

## 1 Read. Underline the ? and circle the .

- 1 Where's your bed?     It's in my bedroom .
- 2 What's on your shelf?     My books are on my shelf .
- 3 Do you like your bedroom?     Yes, I do .

## 2 Write the capital letters and the ? or .

- 1 what's her name     What's her name?
- 2 her name's Lola     \_\_\_\_\_
- 3 what's on her shelf     \_\_\_\_\_
- 4 are the shoes blue     \_\_\_\_\_

## About me!

## 3 Circle the things in your bedroom. Write how many.

- bed  blanket  pillow  cupboard  shelf  rug
- book  car  doll  train  puzzle  teddy

## 4 Draw your bedroom. Write what there is in your bedroom.



There's a \_\_\_\_\_ .

There's \_\_\_\_\_ .

\_\_\_\_\_ .

There are \_\_\_\_\_ .


There \_\_\_\_\_ .

\_\_\_\_\_ .

## Lesson One Words

### 1 Find and circle the words.

walk run climb talk swim fly



### 2 Look at the picture. Write.


1 fly 

2 \_\_\_\_\_




1 Look and write.

can      can't



This boy can swim.



This boy \_\_\_\_\_ swim.



This girl \_\_\_\_\_ run.



This girl \_\_\_\_\_ run.



This cat \_\_\_\_\_ climb.



This dog \_\_\_\_\_ climb.

2 Write.

No, she can't.      ~~No, he can't.~~      Yes, it can.  
 Yes, he can.      Yes, she can.      No, it can't.



Can he swim?  
 No, he can't.



Can he swim?  
 \_\_\_\_\_,



Can she run?  
 \_\_\_\_\_,



Can she run?  
 \_\_\_\_\_,



Can it climb?  
 \_\_\_\_\_,





Can it climb?  
 \_\_\_\_\_,

# Lesson Three Words

## 1 Write.

sing draw write



He can \_\_\_\_\_.

She can \_\_\_\_\_.

He can \_\_\_\_\_.

## 2 Look and write.

climb swim draw write walk run sing fly




1 s w i m



2


2 a



3

3 t

4 c




4

a

5 n



6 y




6

o

7 u



8 d



8

o

?



1 Say and write the words.

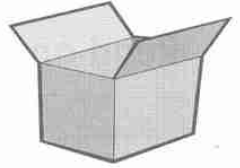
d



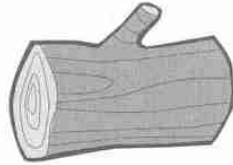
dog

og

b

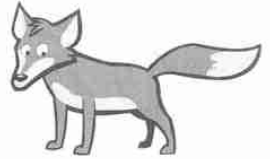


l



ox

f



2 Write.




Look at the dog.  
It's sitting on a \_\_\_\_\_.

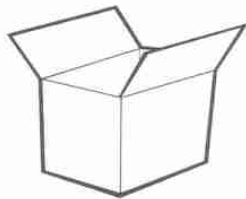
Look at the \_\_\_\_\_.  
It's sitting in a \_\_\_\_\_.



3 Write the word that rhymes.



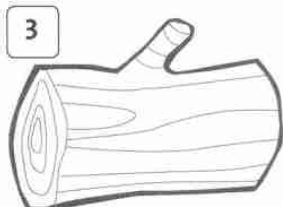
fox




box



bin



log




big



## Reading

## 1 Read and colour.



A flamingo is a very tall and beautiful bird.

It is pink and it has got yellow eyes.

It has got a long neck and long legs too.

Look at this flamingo. You can only see one leg. It has got two legs, but it can stand on one leg.

Flamingos like water.

They can swim and they can fly too.

The little baby birds are white.

## 2 Read again and write.

eyes    pink    long    white    ~~bird~~    leg

- 1 A flamingo is a bird.
- 2 A flamingo is \_\_\_\_\_.
- 3 It has got yellow \_\_\_\_\_.
- 4 A flamingo's legs are \_\_\_\_\_.
- 5 Flamingos can stand on one \_\_\_\_\_.
- 6 A baby flamingo is \_\_\_\_\_.

## Writing

1 Circle *n't* in these sentences.

1 A giraffe can't climb trees.

2 I can't swim.

3 This snake can't walk.

4 A dog can't fly.

## 2 Write the long form.

1 A giraffe can't swim. A giraffe cannot swim.

2 A monkey can't fly. \_\_\_\_\_

3 A snake can't run. \_\_\_\_\_

4 A dog can't talk. \_\_\_\_\_

## About me!

## 3 Circle what you can do. Underline what you can't do.

run    walk    talk    sing    fly    climb    swim  
 play    draw    write    read

## 4 Draw and write about what you can and can't do.

I can \_\_\_\_\_.


I can \_\_\_\_\_.

I can't \_\_\_\_\_.

I can't \_\_\_\_\_.

## Lesson One Words

## 1 Number the picture.



- 1 beach
- 2 boat
- 3 crabs
- 4 shells
- 5 sandcastle
- 6 the sea

## 2 Look at the picture again. Write.

1 We're at the beach.

2 There's a \_\_\_\_\_ on the beach.

3 There are two \_\_\_\_\_.

4 We can swim in \_\_\_\_\_.

5 There's a \_\_\_\_\_ on the sea.

6 There are lots of \_\_\_\_\_ on the beach.

1 Write.

find play swim go find make



1 Let's find crabs.

2 Let's \_\_\_\_\_ a sandcastle.

3 Let's \_\_\_\_\_ in the sea.

4 Let's \_\_\_\_\_ in a boat.

5 Let's \_\_\_\_\_ shells.

6 Let's \_\_\_\_\_ ball.

2 Order the words.

1 boat. Let's go in a

Let's go in a boat.

2 ball. play Let's

\_\_\_\_\_

3 a Let's sandcastle. make

\_\_\_\_\_

4 Let's crabs. find

\_\_\_\_\_

5 swim the sea. Let's in

\_\_\_\_\_

6 shells. find Let's

\_\_\_\_\_

# Lesson Three Words

## 1 Read and tick (✓) the correct sentence.




He's got sun cream.

He's got a drink.



She's got an ice cream.


She's got an ice lolly.



He's got a bat.

He's got a ball.


## 2 Find and circle the words. Then write.



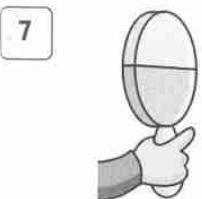
crab

s	★	b	c	s	e	a
a	i	o	r	★	i	★
n	c	a	a	s	c	★
d	e	t	b	u	e	★
c	c	★	e	n	l	★
a	r	★	a	c	o	★
s	e	★	c	r	l	★
t	a	s	h	e	l	l
l	m	★	★	a	y	★
e	b	a	t	m	★	★

s



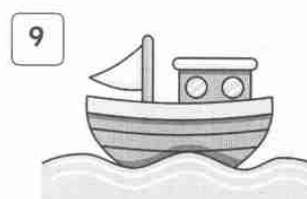
s



i



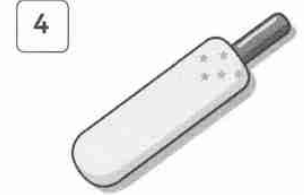
s



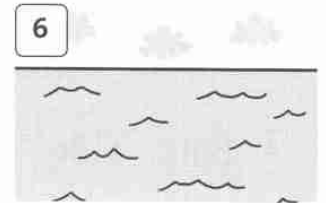
b




i



b



s



b

1 Say and write the words.

j

ug



jug

m

um



r



s

1+4=5

2 Write.



I'm on the rug,  
 Rug, rug, rug.  
 With juice in a \_\_\_\_\_,  
 Jug, jug, jug.  
 Here is my \_\_\_\_\_,  
 Mum, mum, mum.  
 She's got my \_\_\_\_\_,  
 Sum, sum, sum.



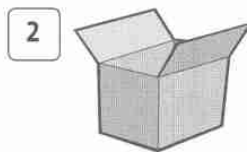
3 Write the word that rhymes.



mum

2+3=5

sum



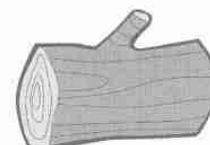
box



rug



dog



## Reading

## 1 Read.

You can see lots of animals at the beach.

There are fish and there are birds.

There is another animal at the beach.


This animal has got a big shell. What is it? It is a crab!

Crabs live in the sea and on the beach.

Crabs are different colours. They can be white, black, red, orange or brown.

They have got ten legs. Two legs are big and eight legs are small.

They can swim and they can run, but they cannot fly.



## 2 Read again and write.

1 What animals are at the beach?

There are fish. There are \_\_\_\_\_.

2 What animal has got a shell?

A \_\_\_\_\_.

3 How many legs has a crab got?

\_\_\_\_\_

4 How many legs are big?

\_\_\_\_\_

5 How many legs are small?

\_\_\_\_\_

6 Can crabs run?

\_\_\_\_\_






Writing

1 Read. Underline the verbs.

- 1 Let's climb.
- 2 Let's sing a song.
- 3 Let's run.
- 4 Let's play ball.

2 Write.

run    ~~sing~~    climb    play



Let's sing a song.    Let's \_\_\_\_\_.    Let's \_\_\_\_\_ ball.    Let's \_\_\_\_\_.

About me!

3 Circle what you can see at the beach.

- sandcastle    bath    bed    shells    birds    downstairs    crabs  
 ball    bat    kite    sofa    sun cream    frisbee    boat

4 Draw and write about you at the beach.

I am at the beach.  
 There is a \_\_\_\_\_.  
 There \_\_\_\_\_.  
 There are \_\_\_\_\_.  
 There \_\_\_\_\_.  
 I've got a \_\_\_\_\_.  
 I've \_\_\_\_\_.

1 Look at the picture. Count and write.

There is      There are



- |                      |                    |
|----------------------|--------------------|
| 1 There is 1 bat.    | 2 _____ ice lolly. |
| 3 _____ crabs.       | 4 _____ boat.      |
| 5 _____ sandcastles. | 6 _____ shells.    |

2 Write.

nineteen    sixteen    twelve    thirteen

- |            |          |          |          |
|------------|----------|----------|----------|
| 16 sixteen | 12 _____ | 19 _____ | 13 _____ |
|------------|----------|----------|----------|

3 Write the words in the correct box.

bed    sun cream    fourteen    write    boat    fifteen  
 blanket    shelf    draw    seventeen    ice lolly    talk

bedroom	beach	numbers	verbs
bed			
_____	_____	_____	_____
_____	_____	_____	_____
_____	_____	_____	_____

4 Order the words.

1 go the Let's to beach! Let's go to the beach!

2 good idea. That's a \_\_\_\_\_

3 you swim? Can \_\_\_\_\_

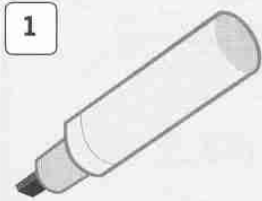
4 can. I Yes, \_\_\_\_\_,

5 swim in Let's the sea \_\_\_\_\_ !

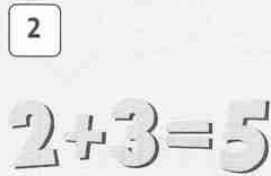


5 Write.


a e i o u



p e n



s \_ m




f \_ x



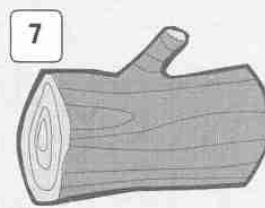
c \_ t



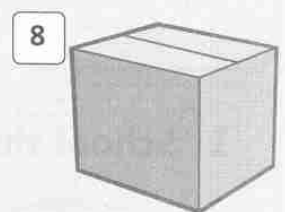
m \_ n



b \_ n



l \_ g



b \_ x

6 Write about you.

1 What's your name?

My name's \_\_\_\_\_

2 How old are you?

\_\_\_\_\_

3 What colour is your hair?

\_\_\_\_\_

4 What colour are your eyes?

\_\_\_\_\_

5 What animals do you like?

\_\_\_\_\_

6 What food do you like?

\_\_\_\_\_

Read and colour.

## Starter Hello!

1

one

2

two

3


three

4

four

5

five



red



yellow

6

six

7

seven

8

eight

9

nine

10

ten



pink



green



orange



blue



purple


## JUNE

Sunday	1	8	15	22	29
Monday	2	9	16	23	30
Tuesday	3	10	17	24	
Wednesday	4	11	18	25	
Thursday	5	12	19	26	
Friday	6	13	20	27	
Saturday	7	14	21	28	

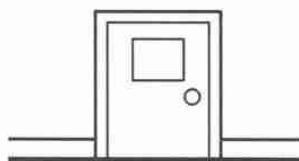
## 1 School things



bag



book



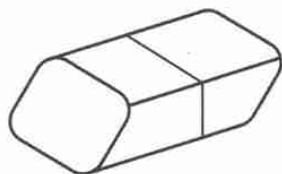
door



pen



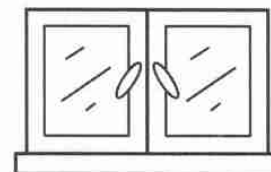
pencil



rubber

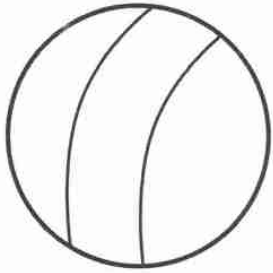


ruler



window

### 2 Toys



ball



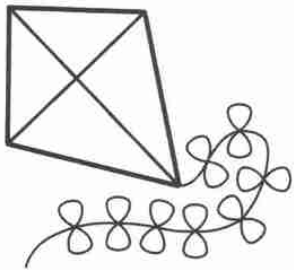
bike



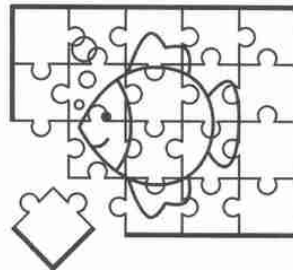
car



doll




kite



puzzle




teddy



train


### 3 My body




4 Jobs



doctor



farmer



fireman



housewife



pilot



policeman

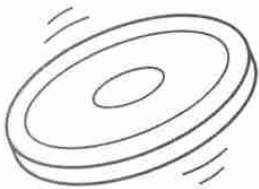


pupil




teacher

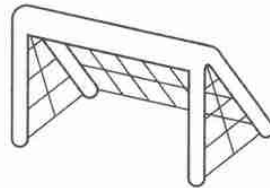
5 The park



frisbee



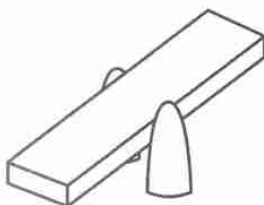
ice cream



net



pool



seesaw



slide




swing



tree


**6 My family**




mum




dad




sister




brother




grandma




grandpa



aunt



uncle



cousin

**7 My clothes**



coat



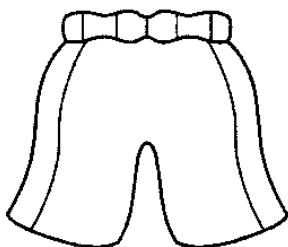
dress




hat



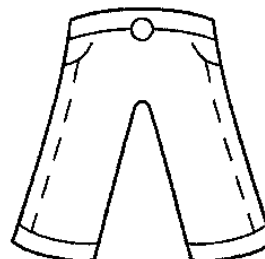
shoes




shorts



socks



trousers




T-shirt

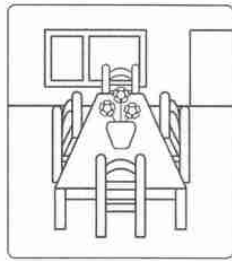
8 My house



bathroom



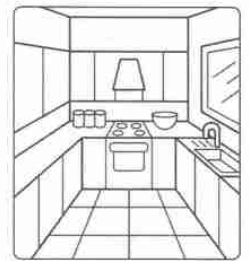
bedroom



dining  
room




living  
room



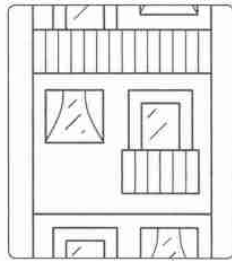
kitchen



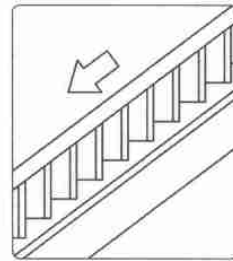
garden



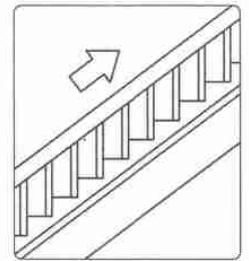
house



flat



downstairs



upstairs

9 My lunch box



apple




banana



biscuit



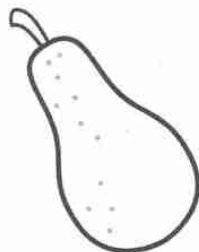
drinks



grapes




lunch box



pear




sandwich




tomato



10 My friends and shapes



blond




brown



curly




long



short




straight




circle



rectangle




square




triangle


11 The zoo



elephant




giraffe



monkey




parrot




snake




tiger



big



little




tall

12 Food and drinks



bread




carrots



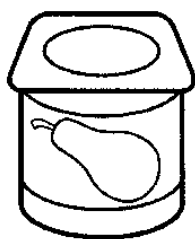
fish




meat



rice



yogurt



juice

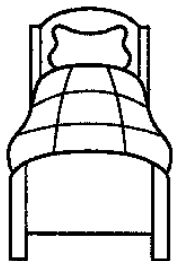


milk

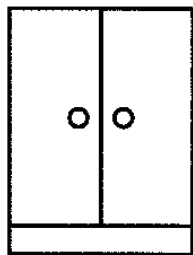


water

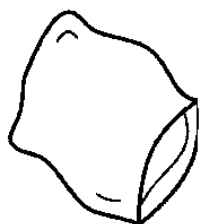
13 My bedroom and numbers 11–20




bed



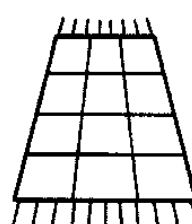
cupboard



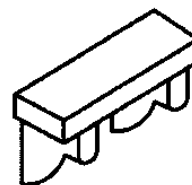
pillow



blanket



rug



shelf

11

eleven

12

twelve

13

thirteen

14

fourteen

15

fifteen

16

sixteen

17

seventeen

18

eighteen

19

nineteen

20

twenty

14 Verbs



climb



draw



fly



run



sing



swim



talk

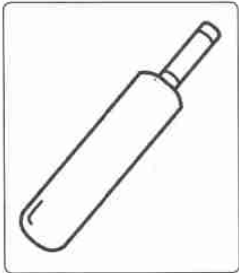


walk




write


15 The beach




bat



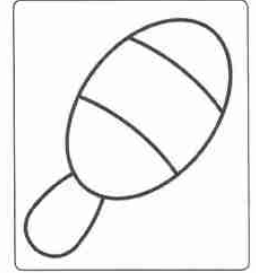
beach




boat




crab




ice lolly




sandcastle



shell



sun cream



the sea

# Handwriting

1 Trace and copy.

A A A a a a

B B B b b b

C C C c c c

D D D d d d

E E E e e e

F F F f f f

G G G g g g

H H H h h h

I I I i i i

J J J j j j

K K K k k k

L L L l l l

M M M m m m

N N N n n n

O O O o o o

P P P p p p

Q Q Q q q q

R R R r r r

S S S s s s

T T T t t t

U U U u u u

V V V v v v

W W W w w w

X X X x x x

Y Y Y y y y

Z Z Z z z z

1 1 1 2 2 2

3 3 3 4 4 4

5 5 5 6 6 6

7 7 7 8 8 8

9 9 9 10 10 10